

MORE!

7^e

Student's Book

2^e cycle

Herbert Puchta & Jeff Stranks
G. Gerngross C. Holzmann P. Lewis-Jones
Sue Parminter with Yvonne de Henseler



CAMBRIDGE
UNIVERSITY PRESS



CONFÉRENCE INTERCANTONALE
DE L'INSTRUCTION PUBLIQUE DE
LA SUISSE ROMANDE ET DU TESSIN

Contents



	Pages	I can	Language	MORE!	
Unit 1 Hello!	4–13	<ul style="list-style-type: none"> say <i>hello</i> and <i>goodbye</i> introduce myself ask about and say other people's names introduce my pet ask how to spell names spell my name 	<ul style="list-style-type: none"> <i>hello</i> and <i>goodbye</i> pets the alphabet countries places present simple <i>to be</i> – singular <i>This is ...</i> possessive determiners: <i>my, your, his, her, its</i> 	Pronunciation alphabet sound groups Rap <i>Alphabet Stars</i> Geography Europe	Module 1
Unit 2 My world	14–21	<ul style="list-style-type: none"> introduce my friends count from 1–20 ask and say ages ask and answer questions about myself talk about my family 	<ul style="list-style-type: none"> numbers 1–20 the family present simple <i>to be</i> – plural <i>These are ...</i> personal pronouns plural nouns 	Pronunciation plural /z/ Song <i>Ten in the Bed</i> Read more <i>The wide-mouthed frog</i>	
Module 1 22–23		Revise more	Project: <i>Families</i>		
Unit 3 My friends	24–33	<ul style="list-style-type: none"> ask and say who people are say how people feel say who things belong to talk about my friends say the days of the week 	<ul style="list-style-type: none"> feelings adjectives days of the week present simple <i>to be</i> – questions and negative questions with <i>Who</i> possessive determiners: <i>our, your, their</i> 	Pronunciation word stress in the days of the week Song <i>If you're happy and you know it</i> Art painting people	Module 2
Unit 4 At school	34–41	<ul style="list-style-type: none"> ask and say where things are give and follow classroom instructions describe my classroom say what colours things are 	<ul style="list-style-type: none"> school objects school verbs colours imperatives: <i>Sit down! Don't laugh!</i> <i>Where ...? What colour ...?</i> prepositions of place: <i>in, next to, on, under</i> 	Pronunciation the sound /æ/ Song <i>Where is my pencil?</i> Read more <i>Sunday morning</i>	
Module 2 42–43		Revise more	Project: <i>My school</i>		

	Pages	I can	Language	MORE!	
Unit 5 At home	44–53	<ul style="list-style-type: none"> describe objects describe my bedroom and my house ask and answer questions about things and places talk about possession 	<ul style="list-style-type: none"> adjectives: <i>big, small, new, old ...</i> furniture rooms in a house <i>There is / are</i> possessive 's adjectives + nouns 	Pronunciation the sound /ə/ Song <i>The Witch's Haunted House</i> Maths measuring	Module 3
Unit 6 Who's that?	54–61	<ul style="list-style-type: none"> describe people ask and say what people have got ask and answer questions about what people are like ask about and describe animals 	<ul style="list-style-type: none"> adjectives: <i>long, short, fair, dark ...</i> the body wild animals <i>have got</i> the article <i>a / an</i> 	Pronunciation the sound /h/ Song <i>The Hokey Cokey</i> Read more <i>The Lake District Monster</i>	

Module 3 62–63 **Revise more** **Project: My favourite stars**

Unit 7 What's for lunch?	64–73	<ul style="list-style-type: none"> talk about the food I like and hate talk about the food I eat at different meals talk about the things that other people like ask for things in a restaurant 	<ul style="list-style-type: none"> food and drink meals in a restaurant present simple affirmative + <i>like, love, hate</i> <i>Can I have ...?</i> 	Pronunciation the sound /tʃ/ Song <i>A Slice of Pizza</i> Body and movement nutrition – a balanced diet	Module 4
------------------------------------	-------	---	--	---	----------

Module 4 74–75 **Revise more** **Project: Me!**

Grammar summary 76–79

Classroom activities



listen



talk with a friend



use your notebook



read



tell the class



write



sing



In this unit

I can

- say *hello* and *goodbye*
- introduce myself and my pet
- ask about and spell names

1 Listen and read.

Adam Hello.
 Hannah Hi.
 Adam How are you?
 Hannah I'm fine. And you?
 Adam Great!
 Hannah Cool!
 Adam Goodbye.
 Hannah Bye. See you!

2 Listen and repeat.

Practice

3   Listen and match.

Sam

Jack

Lucy

Adanna

Katie

Manil




4  Ask and answer.




5  Read.

MORE fun with  Rex!



Language


6 ^{1.05} Listen and repeat.




dog



cat



mouse



fish



hamster



rabbit

7 ^{1.06} Listen and write the names.



8 Draw and talk about a pet.



This is my pet dog. His name's Buddy.



In English
cat / dog

En français
chat / chien

Auf Deutsch
Katze / Hund

Language

9   Listen and point. Then listen and repeat.



My name's Claudia. Her name's Fifi.



I'm a cat.

This is my pet. Her name's Lady. Lady is a dog. She's a great dog.

This is my pet. His name's Tiger. Tiger is a cat. He's a cool cat.

This is my pet. Its name's Splash. Splash is a fish. It's a nice fish.

10  Ask and answer.

What's his name?


His name's Joël.

What's her name?

Her name's Sophie.



Marco



Anna




Leo



Sophie



Joël



Emma

Grammar summary → page 76

Reading and Speaking

11   Read and order.



Good morning, Luke.



Hello, Luke.



Good night, Mum.



Good afternoon, Mr Turner.



Goodbye, Luke.

12   Listen, check and repeat.

13  Act out the dialogues.

Listening and Writing

14   Listen and match.



Sara



Jonas



Lea



Matteo



Caramel



Tiger

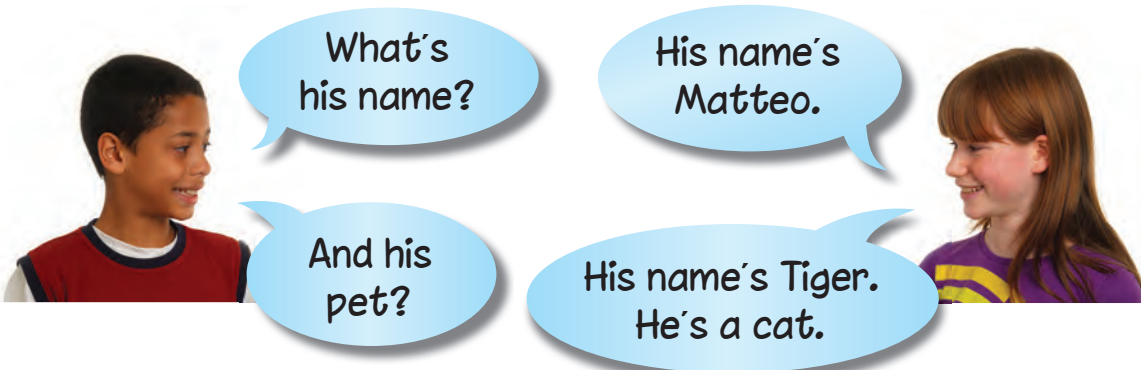


Flora



Lucky

15  Ask and answer.



What's his name?

His name's Matteo.

And his pet?

His name's Tiger. He's a cat.

16  Find pictures and write for your **Portfolio**.

Hello! I'm Olly. What's your name?



My name's Effie. Goodbye!

Learn more

17  Listen, point and repeat.



18   Listen and repeat.

1 **A H J K** ..

2 **B C D E G P T V** ..

3 **F L M N S X Z** ..


4 **Q U W** ..

5 **I Y** ..


6 **O R** ..

19   Listen and sing.

A B – **A B C** – **A B C** is easy for me.
D – yes – **E** and **F** – **D E F** is easy for Jeff.
G H – **G H I** – yeah, come on, hey! Let me try.
J – yes – **K** and **L** – **J K L**, it's easy to spell.

*We are the Alphabet Stars,
 Yes, Alphabet Stars.
 That's what we are.* 

M N – **M N O** – **M N O**, let's go! Let's go!
P – yes – **Q** and **R** – **P Q R**, yes, you're a star.
S T – **S T U** – it's easy, yes, it's easy for Sue.
 Now it's, now it's **V** – **V** that's so easy for me.


*We are the Alphabet Stars,
 Yes, Alphabet Stars.
 That's what we are.* 

W X and **Y** and **Z**.
 That's the **A B C**.
 Come on, now.
 Let's move ahead.
 Come on – yo!
 Let's move ahead!

*Come on, come on,
 let's move ahead!
 Yeah, come on,
 let's move ahead.*




20  Read and say *true* or *false*.



← → <http://www.kids>

Kids around the world


home school games food family



Hi! My name's Claudio. I'm from Lisbon. It's in Portugal. Leo is my dog and Suzy is my cat.



Hello! My name's Emma. I'm from Nyon. It's in Switzerland. Maya is my mouse and Moustache is my rabbit.



Hi! My name's Lewis. I'm from Sheffield. It's in England. Horace is my hamster and Fiona is my fish.

- | | |
|--------------------------------|--------------------------|
| 1 Claudio is from Switzerland. | 4 Lewis is a mouse. |
| 2 Horace is a hamster. | 5 Maya is a pet rabbit. |
| 3 Emma is from Geneva. | 6 Lewis is from England. |

21  Play a spelling game.



Europe

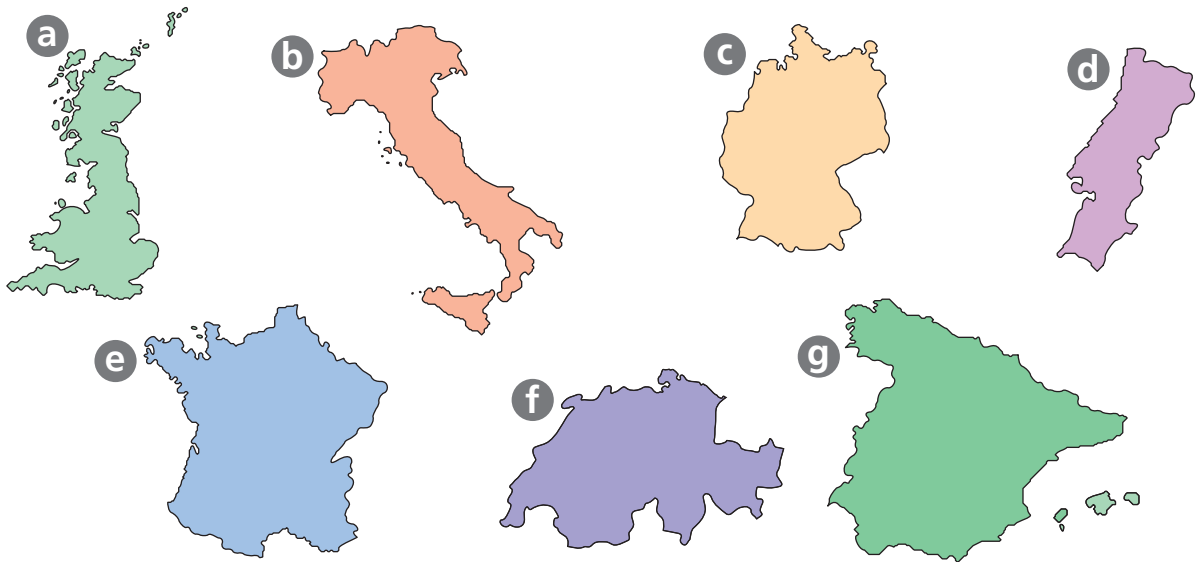
22  Ask and answer.



What country is it?

It's Switzerland.

23  Listen and write. Then match.




a b c d e f g

24  Listen and check.

25  Write lists.

- countries connected to your family or friends
- countries you have visited
- countries you'd like to visit

26 ^{1.17} Listen and say *true* or *false*.



region



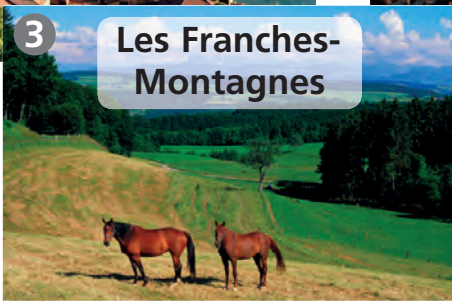
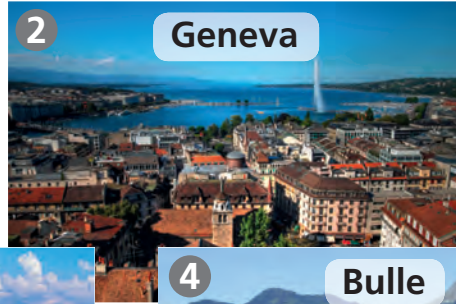
town



city



village



27 Ask and answer.

Where's Geneva?

It's in Switzerland.
It's a city.

Mini project

28 Make a poster about your region.



In this unit

I can

- introduce my friends
- ask and say ages
- talk about my family



1

1.18



Listen and read.

James Hello! I'm James.
 Lucy Hi! I'm Lucy. How old are you?
 James I'm 10.
 Lucy Oh! I'm 11.
 James Where are you from?
 Lucy I'm from York. Are they your friends?
 James Yes. They're Adam and Hannah.
 Lucy How old are they?
 James She's 11 and he's 10.
 Lucy Hi, Adam. Hi, Hannah. I'm Lucy.
 Adam and Hannah Hello!

2



Read and say true or false.

- 1 James is 11.
- 2 Lucy and Hannah are 11.
- 3 James and Adam are friends.
- 4 Adam is 10.
- 5 Lucy is from London.

Practice

3 ^{1.19} Listen and repeat.



4 ^{1.20} Listen and choose the picture.



5 Talk about your friends.

Vanessa is my best friend.


Simon and Tim are my friends.

6 Read.



Language

7 ¹²¹ Listen and repeat.



8 ¹²² Listen and say the next number.

9 Ask and answer.



How old is Noah?

He's twelve.



In English
I'm ten.

En français
J'ai dix ans.

Auf Deutsch
Ich bin zehn.

Language

10    Read and match. Then listen and check.


1 We're twelve.

3 He's from Switzerland.

5 She's eleven.

2 They're my friends.

4 I'm in Year 5.



These **are** my pets. **He's** Blackie and **she's** Fifi.



We're best friends.

11   Make sentences.

I am my friends we are my best friend
it a cat you my pet 11 in Year 7 these
a dog they is this he
she my pets 10 from Switzerland

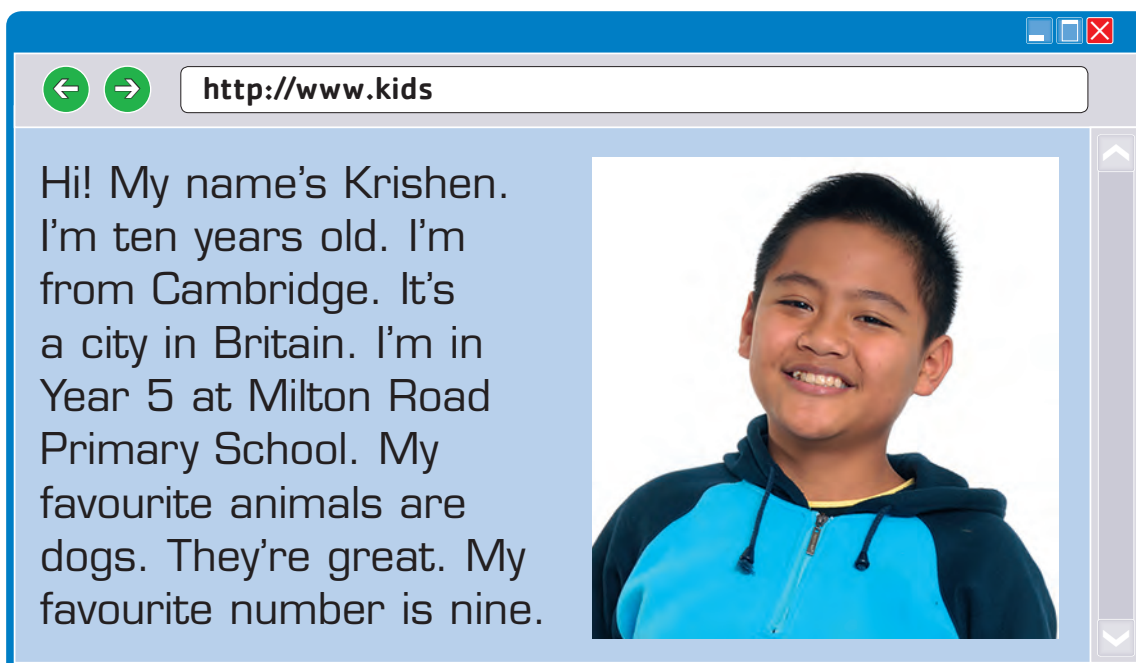
12  Talk about you.

I'm Thomas. I'm eleven. I'm from France.

Grammar summary → page 76

Reading and Speaking

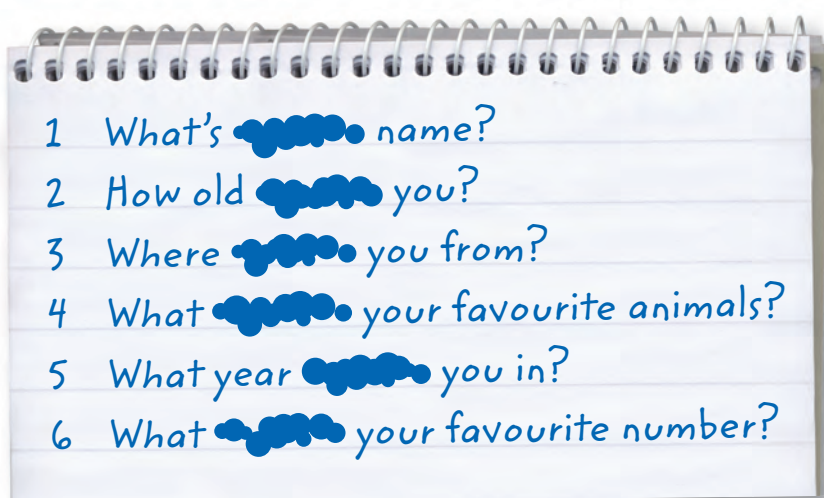
13   Read and write the answers.



The screenshot shows a web browser window with the address bar containing "http://www.kids". The main content area displays a profile for a boy named Krishen. The text reads: "Hi! My name's Krishen. I'm ten years old. I'm from Cambridge. It's a city in Britain. I'm in Year 5 at Milton Road Primary School. My favourite animals are dogs. They're great. My favourite number is nine." To the right of the text is a photograph of a young boy with short dark hair, wearing a blue and black hoodie, smiling.

- 1 What's his name?
- 2 How old is he?
- 3 Where's he from?
- 4 What year is he in?
- 5 What are his favourite animals?
- 6 What's his favourite number?

14   ¹²⁴ Read and complete. Then listen, check and repeat.







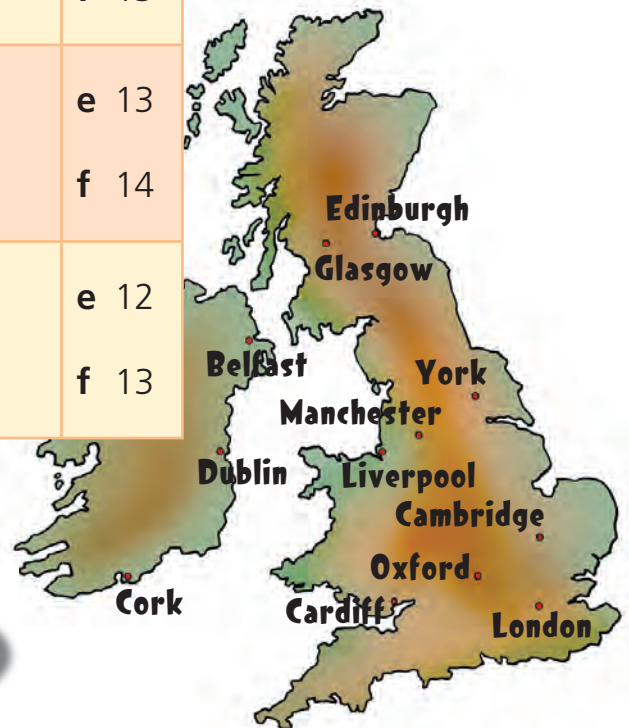
A spiral notebook with six lines of handwritten text in blue ink. The questions are: 1 What's [redacted] name? 2 How old [redacted] you? 3 Where [redacted] you from? 4 What [redacted] your favourite animals? 5 What year [redacted] you in? 6 What [redacted] your favourite number?

15  Interview your friend.

Listening and Writing

16 ¹²⁵ Listen and choose.

	Name	From	Age
1 	a Rebecca	c Oxford	e 11
	b Veronica	d Cambridge	f 12
2 	a Robert	c York	e 12
	b Roger	d Cork	f 13
3 	a Sam and Catherine	c London	e 13
	b Karen and Benny	d Liverpool	f 14
4 	a Helen and Michael	c Oxford	e 12
	b Hannah and Bill	d York	f 13



17 Talk about the children in Exercise 16.

Veronica is from Oxford. She's eleven.

18 Find a photo and write for your **Portfolio**.

Hi! I'm Léonie. I'm from Neuchâtel. I'm eleven.



My favourite number is seven.

My favourite animals are horses.

Learn more

19 Listen and match.

George

Sam

Pat

Lara

Joanna

Angelina

Paul

1 grandad

2 granny

3 mum

4 dad

5 me

6 brother

7 baby sister

20 Talk about Lara's family.

Joanna is her mum.

21 Listen and repeat.



A baby, a ball, a bear and a dog.
Two babies, three balls, four bears and five frogs.



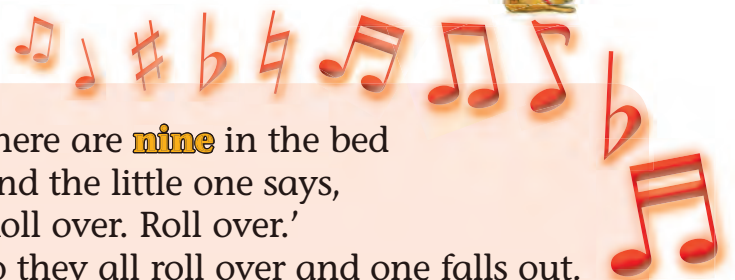
22 Listen and sing.

There are **ten** in the bed
And the little one says,
'Roll over. Roll over.'
So they all roll over and one falls out.

There are **nine** in the bed
And the little one says,
'Roll over. Roll over.'
So they all roll over and one falls out.

eight - **seven** - **six** - **five** - **four** - **three** - **two**

There's **one** in the bed
And the little one says,
'Good night.'





The wide-mouthed frog

23

131



Listen and read. Then act out.

Hi. I'm a wide-mouthed frog!



Frog Hi. How are you?
Gorilla I'm fine, thanks. What's your name?
Frog I'm Freddy. I'm a wide-mouthed frog, and my favourite food is flies. What's your name?
Gorilla I'm Gordon. I'm a gorilla. My favourite food is bananas.
Frog Well, nice to meet you! Bye, gorilla!
Gorilla Bye, frog!



Frog Hi. How are you?
Bear I'm fine, thanks. What's your name?
Frog I'm Freddy. I'm a wide-mouthed frog. My favourite food is flies. What's your name?
Bear I'm Betty. I'm a bear. My favourite food is honey.
Frog Well, nice to meet you! Bye, bear!
Bear Bye, frog!



Frog Hi. How are you?
Crocodile I'm fine, thanks. What's your name?
Frog I'm Freddy. I'm a wide-mouthed frog. My favourite food is flies. What's your name?
Crocodile I'm Carl. I'm a crocodile. My favourite food is ... wide-mouthed frogs!
Frog Oh no, oh no, oh no!




Bye!

Read more for pleasure

For **MORE!** go to <http://moreciip.cambridge.org> and do a quiz on this text.

Revise more

24 ¹³² Listen and choose the picture.



25 Play the game.

The question Game

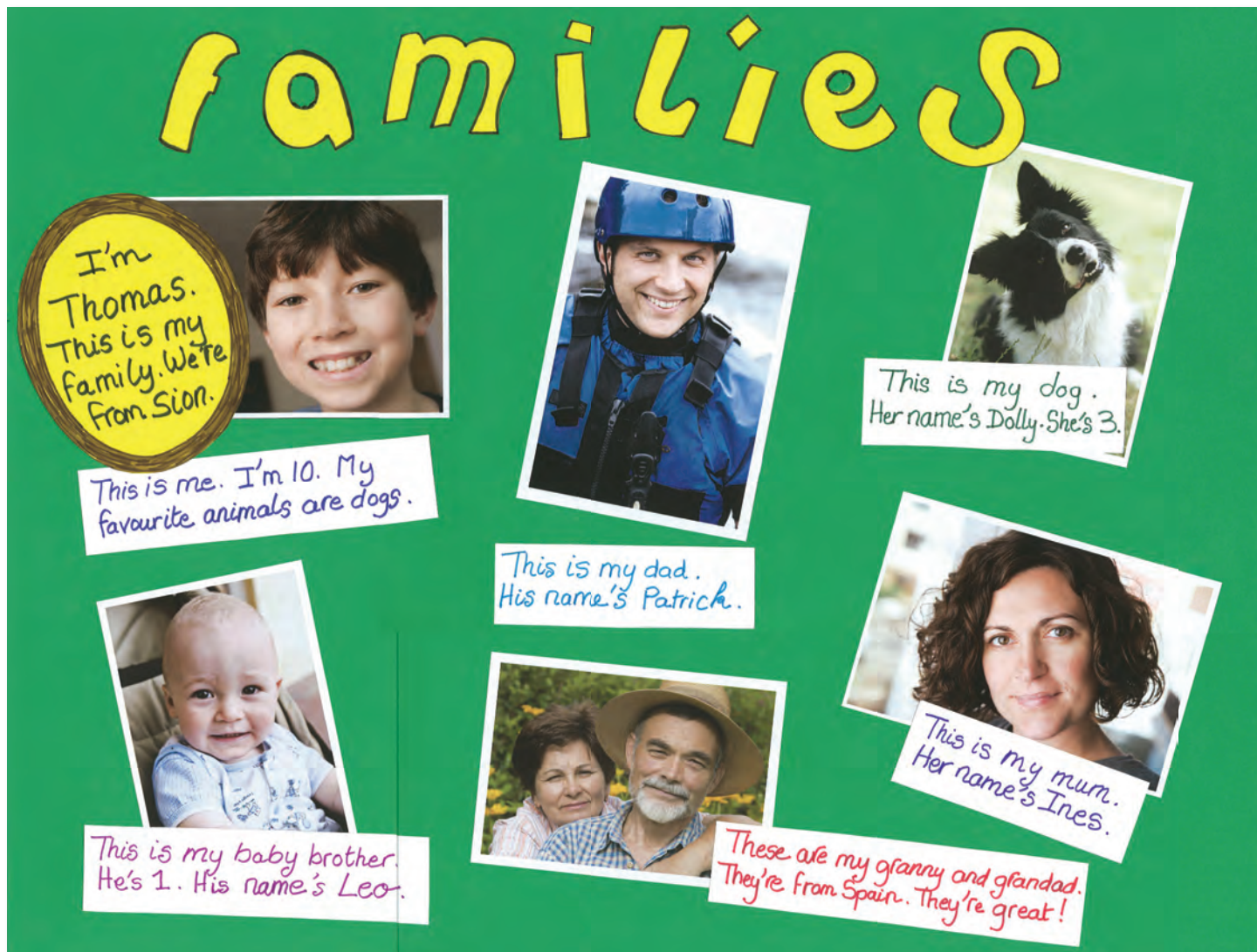
spinner

counters

→→→ **WB page 49**






Project Families

26   Make a project about a family.



27 **Revise and check.**

Now I can ...

	say <i>hello</i> and <i>goodbye</i>
	introduce myself and my pet
	ask about and spell names
	introduce my friends
	ask and say ages
	talk about my family



→→→ **Portfolio**

In this unit

I can

- talk about people and their feelings
- ask simple personal questions



1

133



Listen and read.

Mrs Brown Good afternoon, Hannah.
 Hannah Hi, Mrs Brown. Are these your dogs?
 Mrs Brown Yes, they are.
 Hannah What are their names?
 Mrs Brown This is Baron, and this is Bess.
 Hannah Hello, Baron. You're a nice dog.
 James I'm scared of dogs.
 Mrs Brown Who's your friend?
 Hannah His name's James.
 Mrs Brown Hello, James.
 James Nice to meet you.
 Hannah Mrs Brown is my new neighbour.

2



Read and say the names.


- 1 ... are dogs.
- 2 ... and James are friends.
- 3 ... is scared of dogs.
- 4 ... and Hannah are neighbours.

Practice

3 ¹³⁴ Listen and repeat.





4 Ask and answer.




Who's he?

He's James Bond.



5 Read.

MORE fun with **Rex!**



Language

6 135 Follow the lines and say. Then listen, check and repeat.

Characters: Owen, Zoe, David, Lara, Olivia, Josh, Lucy, Ryan, Jake, Emma.

Emotions: angry, tired, hot, happy, scared, cold, thirsty, hungry, sad, bored.

7 136 Listen and say.

He's cold.

8 Ask and answer.

Characters: Victor, Maria, Tom and Alice, Paul, Megan.

Questions: Is Victor sad?

Answers: No, he's tired.



In English
He's happy.
She's hot.

En français
Il est heureux.
Elle a chaud.

Auf Deutsch
Er ist glücklich.
Ihr ist warm.

Language


9 ¹³⁷ Listen and match.

Anna

Toby

Rose

Daniel



Are you scared of dogs, Fifi?

10 Ask and answer.

Are you scared of dogs?

No, I'm not.

Are you scared of snakes?

Yes, I am.

Yes, I am. Dogs aren't my friends!

11 ¹³⁸ Listen and repeat.

This isn't **my** cat.

It isn't **your** cat. Oh, no!

It isn't **his** cat. Oh, no!

It's **her** cat.

Yes, I'm **her** cat. Meow!

This isn't **our** dog.

It isn't **your** dog. Oh, no!

Of course not. It's **their** dog.

That's right, I'm **their** dog.

Grammar summary → page 77

Reading and Speaking


12 139 Read and listen.

**MAX
IS
HAPPY**


1 Max is in his car. The car is beautiful – and fast. He’s happy – he’s very happy!



2 Tom is his friend. He’s in the car, too. He isn’t happy. He’s nervous – he’s very nervous!



3 Mr and Mrs Cross are at the bus stop. They aren’t happy. They’re cold – they’re very cold!



4 Mrs Bing is in front of her shop. She isn’t happy. She’s angry – she’s very angry!



5 The duck is in the road. It isn’t happy. It’s scared – it’s very scared!



6 Max isn’t in his car now, and he isn’t very happy. But the duck is happy and Mrs Bing is happy. And Mr and Mrs Cross are happy. And Tom is happy, too. They’re all happy – they’re all very happy.



13 Ask and answer.

Is Max happy in 1?


Yes, he is.

Are Mr and Mrs Cross happy in 3?


No, they aren’t.

Listening and Writing

14   1.40 Read and order. Then listen and check.





- a Oh, no. Why?
- b No, we aren't.
- c Are you OK?
- d We're very tired!



- a It's Monday morning!
- b I'm not very happy.
- c How are you today?
- d Oh, dear. Why?

15  Act out new dialogues.



16  Find a photo of a friend and write for your **Portfolio**.

Who's this?

This is Thomas. He's my best friend. He's twelve. In this photo he's happy and he's hot! He's very tired.



Learn more

17  Listen and repeat.


Monday




Tuesday



Wednesday



Thursday



Friday



Saturday



18  Talk about Lily.

Lily's tired.

It's Monday.

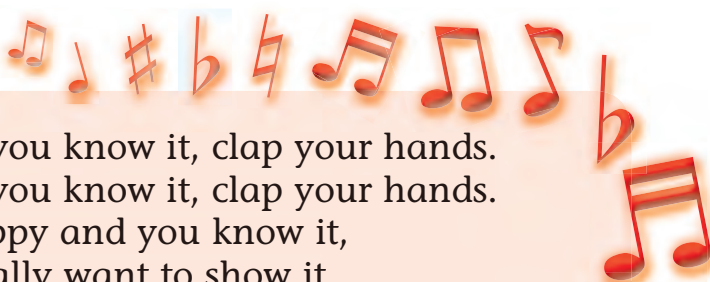
Sunday



19  Listen and repeat.

Monday, Tuesday, Wednesday – sad! Saturday and Sunday – great!
Thursday, Friday – they aren't bad! Tomorrow's Monday – don't be late!

20  Listen and sing.



If you're happy and you know it, clap your hands.
If you're happy and you know it, clap your hands.
If you're happy and you know it,
And you really want to show it,
If you're happy and you know it, clap your hands.

If you're happy and you know it, **stamp your feet ...**
If you're happy and you know it, **nod your head ...**
If you're happy and you know it, **touch your nose ...**
If you're happy and you know it, **say 'I am, I AM!'**


Reading

21   Read and answer.

← →


How are you?

home
school
games
food
family




Fadri, Switzerland

Good morning from school. It's Monday morning. I'm tired and I'm nervous. It's test day. Monday isn't my favourite day. How are you?



Giulia, Italy

It's Friday evening. Cool! Tomorrow is Saturday and I'm excited. It's late and I'm tired! Good night! See you tomorrow!



Rhona, Scotland

Hi! It's Sunday afternoon. No school – great! I'm at home with my dog, Bouncer. We're happy. Bouncer is hungry. Bye for now!

- 1 Is Fadri at school?
- 2 Is Monday his favourite day?
- 3 Is Giulia tired?
- 4 Is she from Switzerland?
- 5 Is Rhona happy?
- 6 Is she at school?

22   Read and talk about Tim.

📶 📶 📶

Tim's Week

Monday I'm very tired. A bad day at school. 😞


Tuesday I'm bored. Homework ... homework ... 😞

Wednesday I'm nervous. English test tomorrow. 😞

Thursday Test OK. I'm not sad. 😊

Friday It's Saturday tomorrow. Cool! 😊


Saturday and Sunday It's the weekend. Great! I'm very happy. 😊



It's Monday.
Tim isn't happy.
He's very tired.


Painting people

23 ¹⁴⁵ Look and listen. Which painting is it?



24 Play a guessing game.

man woman child girl boy children



25 Find a painting and talk about it.

26  Look and say.

It's a happy face.




27   Draw faces then say.

This is a girl. She's scared.

This is a man. He's tired.

Mini project

28  Make a collage with pictures of people.



In this unit




I can

- ask and say where things are
- give and follow instructions
- talk about colours




Listen and read.

- Lucy What's the matter, Adam?
 Adam Where's my pen?
 Lucy I don't know. What colour is it? Blue?
 Adam No, it's red.
 Hannah Look! It's on the floor under your chair. Pick it up!
 Mr Lee Good morning.
 Students Good morning, Mr Lee.
 Mr Lee Why are you under the desk, Adam?
 Adam My pen's on the floor, Sir. Ouch!
 Mr Lee Don't laugh! It isn't funny.
 Hannah Sorry, Sir.
 Mr Lee All right. Adam, sit down next to Lucy and be quiet. Right everyone, open your planners.




Read and choose.

- 1 Hannah is next to: *Adam* *Lucy*
- 2 Adam's pen is: *red* *blue*
- 3 His pen is on the: *floor* *desk*
- 4 Mr Lee is ... with Adam. *happy* *angry*

Practice

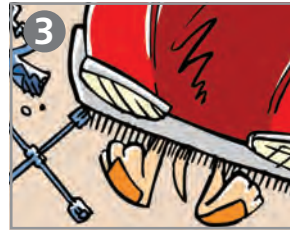
3 ¹⁴⁷ Listen and repeat.




next to the car



in the car

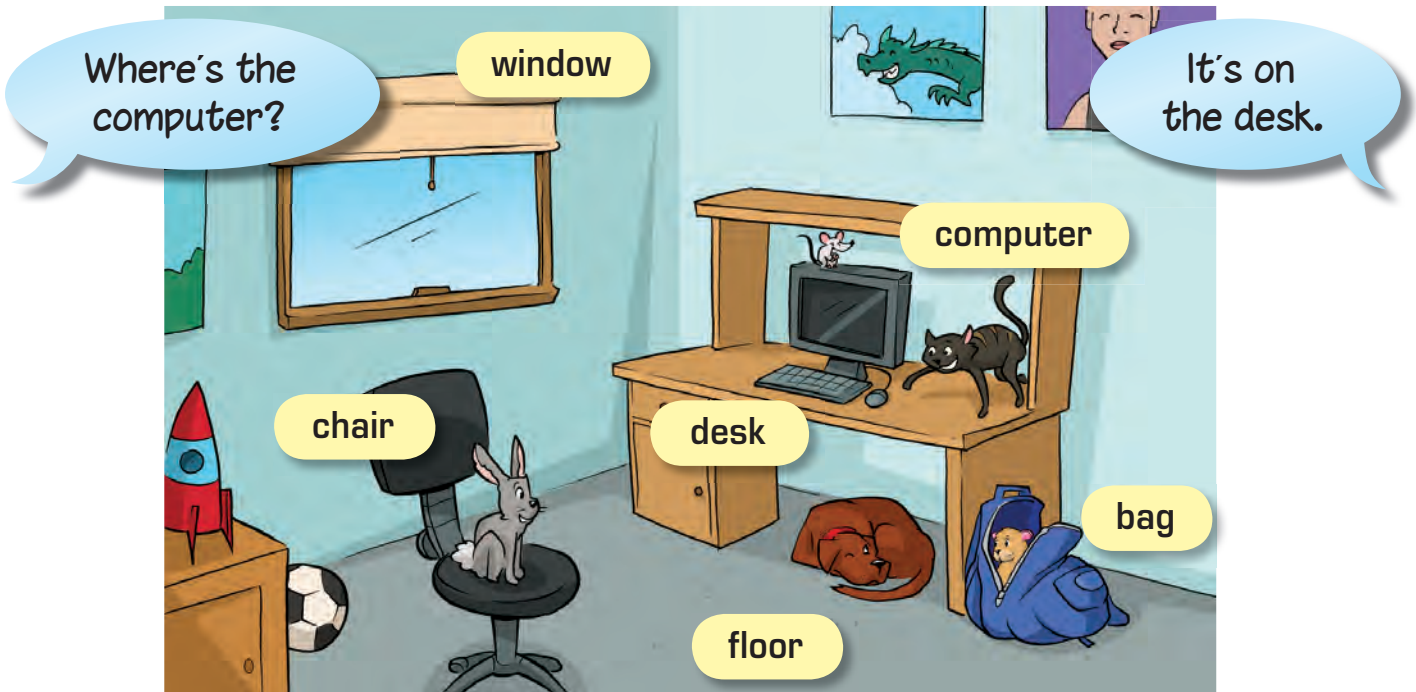


under the car




on the car

4 Ask and answer. Then play a game.

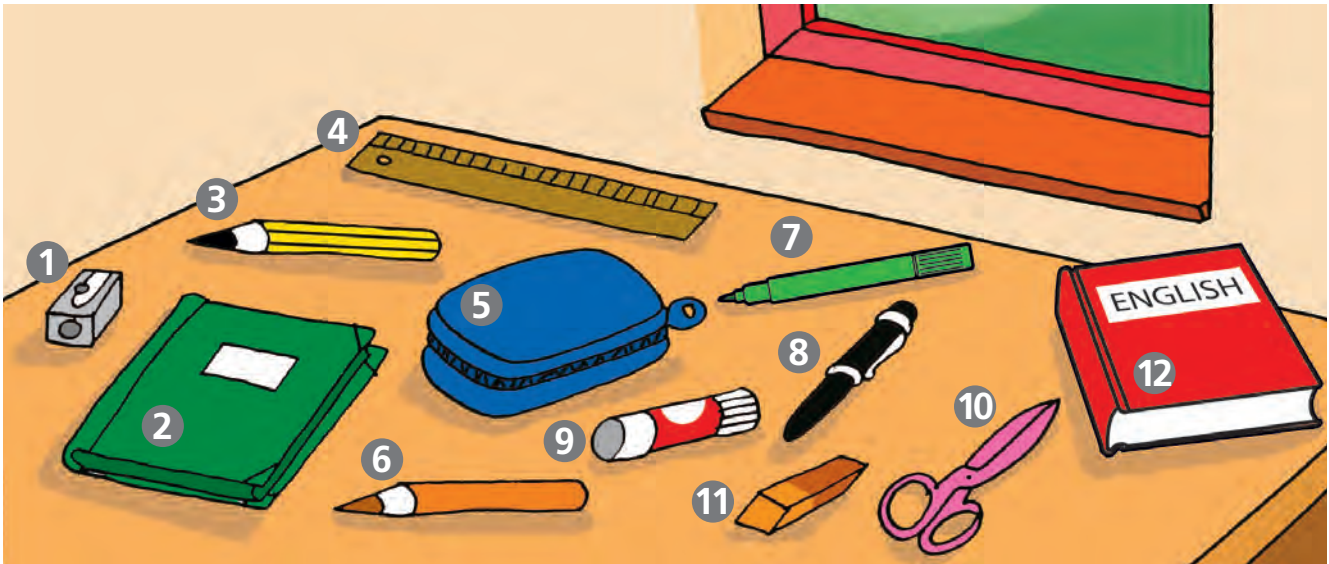


5 Read.



Language

6 ^{1.48/49} Listen and repeat. Then listen and point.



- | | | |
|--------------------|-------------------|--------------|
| 1 pencil sharpener | 5 pencil case | 9 glue stick |
| 2 notebook | 6 coloured pencil | 10 scissors |
| 3 pencil | 7 felt tip pen | 11 rubber |
| 4 ruler | 8 pen | 12 book |

7 ^{1.50} Listen and answer.

Is your pen in your pencil case?

Yes, it is.

No, it isn't.

8 Play hide and find.



Where's my pencil?

Is it in your bag?

No, it isn't.

Is it under your pencil case?

Yes, it is.

Language

9    151 Read and match. Then listen, check and repeat.



Don't sit there, Fifi!

Be quiet. Close the door. Don't open your book.
 Stand up. Don't sit down. Put down your pen.
 Don't laugh. Look at page 10. Pick up your bag.



10  152 Listen and say *true* or *false*.

Name	Jordan		Lauren	
School	Los Angeles		New York	
Phone number	694-8183		457-5798	
Best friend	Ethan		Elizabeth	
Favourite day	Friday		Sunday	

11  Ask and answer.

... 's your school?
 ... 's your phone number?
 ... 's your best friend?
 ... 's your favourite day?

In Lausanne.

	In English Who? Where? What?	En français Qui? Où? Quel?	Auf Deutsch Wer? Wo? Was?
---	--	--------------------------------------	-------------------------------------

Grammar summary → page 77

Reading and Speaking

12   Read and order the story.



- a Walk to the bus stop and wait for the bus to school.
- b You're hot and tired. Open the door of your classroom. Are you late?
- c You're on the bus. Look at your watch. Oh, no! You're late!
- d It's time for school. Put your things in your bag. Don't forget your pencil case.
- e Run to school. Quick! The door is open.
- f Look at the clock. Where are your classmates? Where's your teacher? Oh, no! It's Saturday!

13   Listen and check. Then listen and act out.

Listening and Writing


14  Look and find six more differences.

In A the chair is under the desk.

In B it's next to the desk.



15  ¹⁵⁴  Listen and choose the picture.

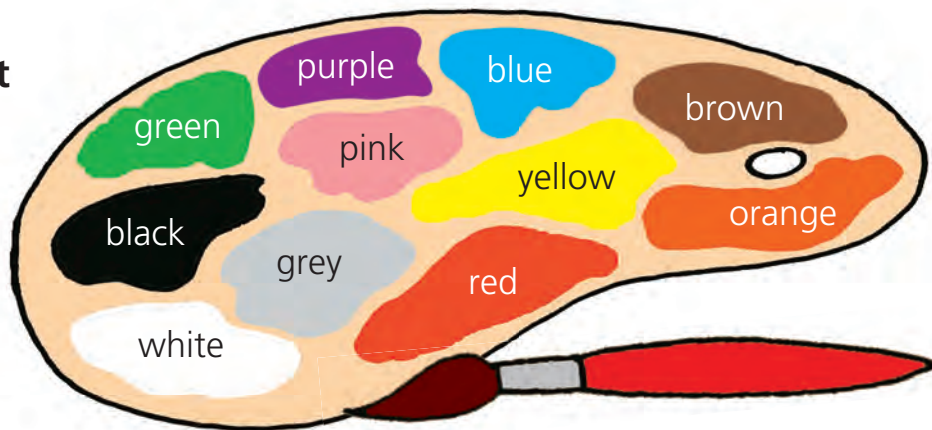
16  Draw and write about your desk for your **Portfolio**.

This is my desk. My pencil case is on my bag, and my pencils are in my bag. My pen is in my planner. My ruler is behind the computer. My cat is on my computer. Where are my felt tip pens? No idea!



Learn more

- 17 ¹⁵⁵ Listen, point and repeat.



- 18 Talk about your school things.

My bag is blue and green.

No. It's blue and yellow. My pencil case is red.

Yes.

- 19 ^{156/57} Listen and repeat.

Pat is a black bat,
Abe is a grey rat,
Howard is a brown cat,
Pat is black.
Abe is grey.
Howard is brown.
Fancy that!



- 20 ^{158/59} Listen and sing.

Oh, where is my pencil,
My pencil, my pencil?
Oh, where is my pencil?
I can't find it now.

Oh, where is my pencil case, ...?

Oh, where is my school bag, ...?

Oh, where is my desk, ...?

Well, look in your pencil case,
Your pencil case, your pencil case.
Well, look in your pencil case.
I think it's in there.

Well, look in your school bag, ...

Well, look under your desk, ...

Well, look in the classroom, ...

Oh, here is my desk, and my bag and my pencil case.
And here is my pencil. Oh, thank you so much.

Sunday morning

21

1.60



Listen and read. Then act out.



Read more for pleasure

For **MORE!** go to <http://morecip.cambridge.org> and do a quiz on this text.

Revise more

22 ¹⁶¹ Listen and choose the picture.



23 ¹⁶² Play the game.

Where's
the book?

It's on
the desk.

What colour
is it?

It's red.








→→→ WB page 51

Project My school

24   Make a project about your school.



25 Revise and check.

Now I can ...	
	talk about people and their feelings
	ask simple personal questions
	ask and say where things are
	give and follow instructions
	talk about colours

Who ...? Where ...?

Don't ...! ... your book!

What ...? Is your friend ...?

Are ...? It's ...

I'm ...

→→→ **Portfolio**

In this unit

I can

- describe objects
- describe my room
- describe my home


1   Listen and read.

Adam What's your new bedroom like, Lucy?

Lucy It's small, but it's very nice!

Hannah Are there posters?

Lucy Yes, there are. There are two big posters.

James Is there a TV?

Lucy No, there isn't. The TV's in the living room.

Hannah What else is there?

Lucy Well, there's a bookshelf. It's next to my bed.

Adam Is there a computer?

Lucy Yes, there is. It's on my desk.

Hannah You're lucky!

Lucy Right. Here's my house.

James It looks great.

2   Read and say yes or no.

- 1 Is Lucy's new bedroom big?
- 2 Are there two posters?
- 3 Is there a TV in her room?
- 4 Is the bookshelf next to the window?
- 5 Is there a computer in her room?

Practice



3 2.03 Find the opposites. Then listen, check and repeat.

BIG	friendly	good
	nice	old
	unfriendly	awful
	new	small
	BAD	

4 2.04 Listen and answer.

Is the house big?

No, it isn't. It's very small.




5 Ask and answer.

What's your ... like?

house car
bedroom school bag
English book pet
school

6 Read.

MORE fun with **Rex!**



Language

7 ^{2.05} Listen and repeat.



bed



sofa



bath



cooker



fridge



wardrobe



armchair



cupboard



table



TV



shower



bookshelf

8 Look and read. How many differences are there?

This is my room.



In my room there's a big bed. There are four posters next to the bed. There's a desk next to the door. It's big and pink. There's a TV on the desk. There are two chairs and there are bookshelves. My books and my CDs are on the shelves. There's a small window in my room.

9 Talk about the differences.

10 Tell the class about your bedroom.

There isn't a big bed.
There's a small bed.

In my room there's a blue bed. It's next to my desk ...

Language

11 Look at Adam's room. Then play a memory game.

Is there a window next to the bed?



Yes, there is.

Adam's room

Look, Fifi!
There's a bed
and there are
posters.



I'm Claudia's
best friend!

12 ^{2.06} Listen and make notes.

	Max	Gala
House	Bristol, bedrooms	Glasgow, bedrooms
Family	2 sisters - and mum from dad from	1 brother - dad from mum from
Pets	- Topaz	- Billy

13 Talk about Max and Gala.

Max's house
is big. Gala's house
is small.

His sisters'
names are Bianca
and Laura.



In English
There's a bed in
the room.

En français
Il y a un lit dans
la chambre.

Auf Deutsch
Da ist ein Bett im
Zimmer.

Grammar summary → page 78

Reading and Speaking

14   Read and write *true* or *false*.

Come to Brighton Zoo!

1 There are pelicans from California!



2 There's a great café!



3 There are pony rides. They're fantastic.



4 There's a new pool for the hippos. It's great!



5 There's a pets corner with rabbits and hamsters.



6 There's an adventure playground.



1 There are pelicans from America.

2 There's a swimming pool for children.

3 There's a nice café.

4 There are pet animals at the zoo.

5 There are hippos in a pets corner.

6 The playground is for babies.

15   Listen and write the numbers in order.

16  Talk about your favourite place.

My favourite place is ...
There's ...
There are ...



Listening and Writing

17 ^{2.08} Listen and choose the bedroom.



18  Draw and write about your ideal room for your **Portfolio**.

This is my ideal room.
There's a big bed. Next to my bed there are three football posters. There's a TV and a computer for my games. There isn't a desk and there aren't a lot of books!




19 ^{2.09} Listen and repeat.

20 Talk about the rooms.



In the living room, there's a sofa. There are three armchairs. ...

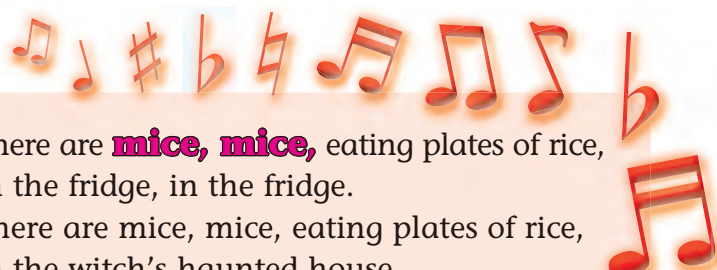


21 ^{2.10/11} Listen and repeat.

There's a hamster under the table, There's an elephant in the wardrobe,
There's a tortoise on the desk. There's a monster in my bed!

Help!!!

22 ^{2.12/13} Listen and sing.



There's an old witch living in my street,
In a house, a haunted house.
There's an old witch living in my street,
In a big old haunted house.

*With mice and cats and ghosts and bats.
Mice and cats and ghosts and bats.
Mice and cats and ghosts and bats.*

There's a **black cat** trying to catch a bat,
On the stairs, on the stairs.

There's a black cat trying to catch a bat,
In the witch's haunted house.

With mice and cats and ghosts and bats ...

There are **mice, mice**, eating plates of rice,
In the fridge, in the fridge.
There are mice, mice, eating plates of rice,
In the witch's haunted house.

With mice and cats and ghosts and bats ...

There's an **old ghost** wearing a white coat,
In the hall, in the hall.

There's an old ghost wearing a white coat,
In the witch's haunted house.

With mice and cats and ghosts and bats ...

23   Read and match.



← →

Kids around the world

home
school
games
food
family



Lucas, Switzerland

My home is a farm. Our farm is very big but our farmhouse is small. There are three bedrooms and a living room. The kitchen is very big and it's my favourite room. There are 20 cows and two dogs on our farm. The dogs aren't very friendly!



Josh, England

My house isn't very big and it isn't very small. There are two bedrooms and there's a big living room. There are two beds in my room. It's my brother's room too. Our house is in the city next to a big park. It's great. There's a big playground in the park.



Greta, Germany

My home is a flat in the centre of the city. It's in a big building. Our flat is quite big. There are four bedrooms and there's a kitchen and a big living room. My favourite room is my bedroom. It's small but it's very nice. There's a big window with a great view of Frankfurt.

24   Read and write *true or false*.

- | | |
|---|--|
| 1 Lucas's farmhouse is very big. | 4 There are three bedrooms in the house. |
| 2 There are a lot of animals on his farm. | 5 Greta's flat is in the city. |
| 3 Josh's house is next to a park. | 6 There's a big living room in the flat. |

Measuring

25 Ask and answer.

How tall are you?

I'm one metre forty-five.



26 ²¹⁴ Look, listen and guess.

bag bedroom book desk doll lamp shelves toy



mm = millimetre
cm = centimetre
m = metre

27 What can you remember? Ask and answer.

high long tall wide



How high is the lamp?

About thirty centimetres.



28  Write notes about your things.




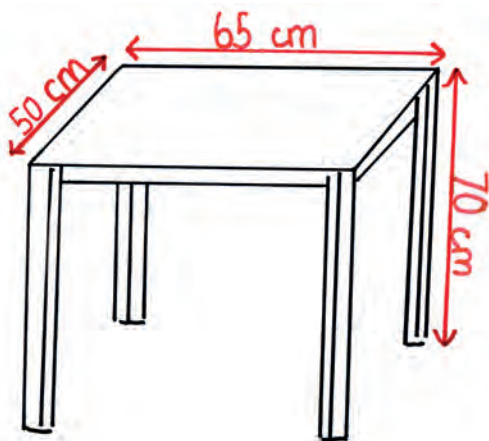
29  Ask and answer.

How long is your pencil?

How wide is your book?

Mini project

30  Choose an object. Measure, draw and write.



This is my school desk.

It's 70 centimetres high.

It's 65 centimetres long.

It's 50 centimetres wide.

In this unit

I can

- talk about possessions
- describe people and animals


1   **Listen and read.**

- Hannah** There's a new boy in my brother's class.
- Lucy** Is there? What's he like?
- Hannah** He's quite tall, and he's got fair hair and blue eyes.
- Lucy** Nice! What's his name?
- Hannah** I don't remember.
- Lucy** Has he got brothers or sisters?
- Hannah** No, he hasn't. But guess what? He's got a pet iguana.
- Lucy** An iguana! Yuk! Look! Who's that with Adam?
- Hannah** That's him. Let's say hello!
- Lucy** No. Let's go and have an ice cream.
- Hannah** I haven't got my money.
- Lucy** That's OK. I've got my pocket money.

2   **Read and correct.**

- 1 There's a new boy in Hannah's class.
- 2 He's got brown hair and blue eyes.
- 3 He's got two brothers and sisters.
- 4 He hasn't got a pet.
- 5 Lucy hasn't got her money.

Practice

3    Read and order. Then listen and check.



- a How old is she?
- b Yes, I have.
- c Has she got long hair?
- d She's fifteen.
- e Have you got a sister?
- f Yes, she has. She's got long fair hair and green eyes.

- a What colour is it?
- b Yes, I have. I've got an iguana.
- c An iguana! Is it big?
- d It's green, of course!
- e Have you got a pet?
- f Yes, it is. And it's got a long tail.


4  Act out new dialogues about your family and your pets.

long – short


dark – fair

5  Read.

MORE fun with  **Rex!**




6 ^{2.18} Listen and repeat.

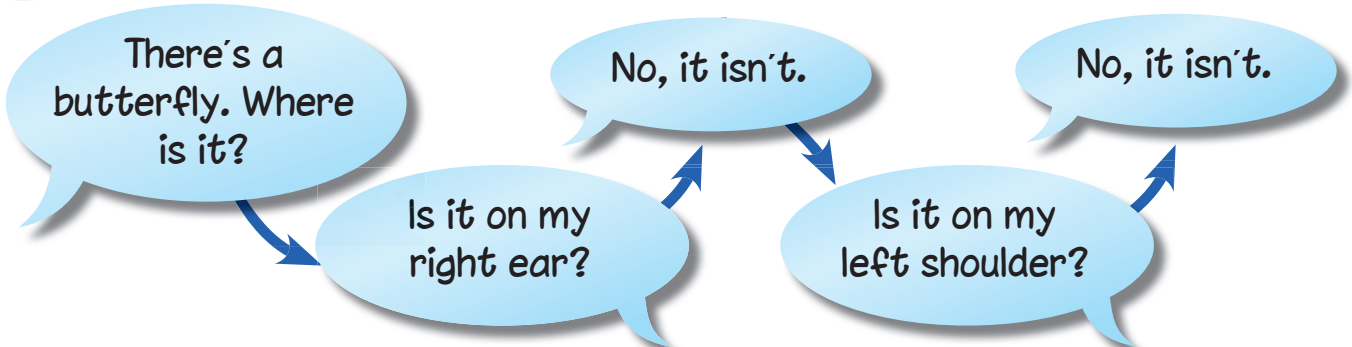


- 1 head
- 2 ear
- 3 eyes
- 4 hand
- 5 leg
- 6 foot
- 7 shoulder
- 8 mouth
- 9 nose
- 10 hair
- 11 arm
- 12 fingers

7 ^{2.19} Listen and order. Then listen again and mime.



8 Play a guessing game.



In English
a foot, a hand,
an eye

En français
un pied, une main,
un oeil

Auf Deutsch
ein Fuss, eine Hand,
ein Auge





Language

9

2.20



Listen and repeat.



Have you got an orange tail, Fifi?





I've got a mouse.
He's got a rabbit.
She's got a gorilla.
Wow!

I've got an ant.
He's got a spider.
She's got a butterfly.
Wow!



I've got a duck.
He's got a parrot.
She's got a pelican.
Wow!

I've got a snake.
He's got a lizard.
She's got an iguana.
Wow!



No, I haven't.
I've got a grey tail.

10




Read and match.

1



2



Laura has got long dark hair.
She's got big brown eyes.

Alex has got quite long fair hair.
He's got blue eyes.

3



4



Sylvie has got long brown hair.
She's got blue eyes.

Matteo has got short black hair.
He's got dark brown eyes.

Grammar summary → page 78

Reading and Speaking

11   Read and find six mistakes.

This is Tamara the Terrible. She's tall and she's got red hair. She hasn't got a big nose. She's got blue eyes. She's got a pelican. His name's Trevor. Trevor has got a wooden left leg.



This is Redbeard the Great. He's only got one eye. It's black. He's got grey hair. He hasn't got a left leg. He's got a wooden leg. He's got a small blue nose.



These are Sam and Stan Silver. They're brothers. Sam has got brown hair and Stan has got fair hair. Stan has got a pelican on his right shoulder. Sam and Stan haven't got wooden legs. Sam has got a long red nose.

12  Choose a famous person. Make notes.



13  Talk about your person.

My famous person is a girl. She's small. She's got short fair hair. She's got big eyes and a big mouth. She's yellow. Who is she?

Listening and Writing

14   Listen and match.

Eleanor

Alice


Natasha

Kyle

Tom

George



15  Draw and write about a pirate for your **Portfolio**.

This is Captain Hook, the pirate. He's got brown hair and yellow eyes. He hasn't got a pelican, he's got a dog. Captain Hook is very bad. He's got a big nose and big ears. He's the Terror of the Seven Seas.



Learn more

16 2.22 Match. Then listen, check and repeat.



alligator
dolphin
elephant
giraffe
lion
monkey
owl
snake

17 Choose and guess.

Is it big?

Yes, it is.

Has it got long legs?


No, it hasn't.

Is it green?

No, it isn't.

18 2.23/24 Listen and repeat.

Helga hippo's hungry. Harry hamster's hot.
Helga hippo's happy. Harry hamster's not.



19 2.25/26 Listen and sing.

You put your **right arm** in,
Your right arm out,
In, out, in, out, shake it all about.
You do the Hokey Cokey
And you turn around.
That's what it's all about!

You put your **left leg** in ...
You put your **two ears** in ...

*Oh, oh, the Hokey Cokey!
Oh, oh, the Hokey Cokey!
Oh, oh, the Hokey Cokey!
Knees bent, arms straight,
Ra, ra, ra!*

You put your **one nose** in ...
You put your **whole self** in ...



The Lake District Monster

20

2.27



Listen and read. Then act out.

Daisy, Harriet, Dean and Tom are on a school trip in the Lake District. The Lake District is a big National Park in the north-west of England. There are lots of campsites.



Tom Help!
Dean What's the matter?
Tom There's a monster in a tree. It's got six eyes.
Dean Where is it?
Tom It's in a tree next to my tent.
Dean I'm tired. Go and tell Daisy.



Tom Daisy!
Daisy What's the matter?
Tom There's a monster in a tree. It's got six eyes and a big head.
Daisy Where is it?
Tom It's in a tree next to my tent.
Daisy I'm tired. Go and tell Harriet.



Tom Harriet!
Harriet What's the matter?
Tom There's a monster in a tree. It's got six eyes, a big head and big feet.
Harriet Where is it?
Tom It's in a tree next to my tent.
Harriet OK. Where's my lamp?




Harriet Where's the monster?
Tom Over there! Look. It's got six eyes.
Harriet Ah.
Tom What is it?
Harriet It isn't a monster! There are three owls in a tree. They've got six eyes, three heads and six feet!
Tom Oh!


Read more for pleasure

For **MORE!** go to <http://moreciip.cambridge.org> and do a quiz on this text.

Revise more

21   Listen and choose the picture.



22  Play the game.

Complete and cut out the cards. Put them here, face down.

YOU'RE HUNGRY. MISS A GO.

THERE'S A MONSTER. MISS A GO.

YOU'RE TIRED. MISS A GO.

START HERE

→→→ WB page 53

Project My favourite stars

23   Make a project about your favourite stars.

My favourite Stars



Zac Efron is my favourite movie star. He's cool! He's from the United States. He's got blue eyes. In this photo, he's got short brown hair.





My favourite sports star is Fanny Smith. She's from Switzerland. She's got long fair hair. She's got blue eyes. She isn't very tall. She's great!





My favourite pop star is Rihanna. She's from Barbados. In this photo, she's got long hair. It's red. She's got brown eyes. I think she's cool!

24 Revise and check.

Now I can ...	
	describe objects
	describe my room
	describe my home
	talk about possessions
	describe people and animals

What's your ... like?

There's ...

Is there ...?

How tall ...?

I've got ...

She hasn't got ...

Has he got ...?

→→→ **Portfolio**



In this unit

I can

- talk about likes and hates
- talk about the food I eat every day
- ask for things in a restaurant

1

2.29



Listen and read.

- Lucy Oh, look! There's pizza for lunch today.
- James Great! I love pizza. And there are chips too. Cool!
- Lucy Yuk! Pizza and chips. That isn't very healthy!
- Dinner lady Hello! Can I help you?
- Lucy Yes, please. Can I have pizza and tomato salad, please?
- Dinner lady Here you are.
- Lucy Thank you.
- Dinner lady And here's your pizza and salad.
- James Oh, no. I hate salad. Can I have pizza and chips?
- Dinner lady Of course. Anything else?
- James And a yogurt, please. I like yogurt.

2



Read and say true or false.

- 1 There are hamburgers for lunch.
- 2 James likes chips.
- 3 Lucy and James have pizza for lunch.
- 4 Lucy hates salad.

Practice


3   Listen and order.



sandwich



banana



pizza



tomato



hamburger




yogurt

4  Talk about you.



5  Read.

MORE fun with **Rex**



Language

6 2.31/32 Listen and repeat. Then listen and write the letters.



ice cream



chips



chicken



bread



orange juice



sausages



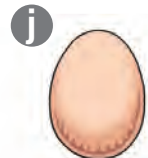
milk



apple




fish



egg

7 Copy and write.



8 Write notes and tell a friend.

My breakfast:
bread
milk
orange juice

I eat bread for breakfast. I drink milk and orange juice.

9 Talk about you and your friend.

For breakfast Léa and I eat bread and drink milk.

Language

10 Read.

More ▾ Next Blog ▶ Create Blog Sign In

Hello from Wales!

We go to Lansdowne Primary School. We have lunch at school. Our lunch break starts at twelve and finishes at one. I have school meals. I eat a hot meal and I drink water. My friend Ella has a packed lunch. She eats sandwiches and she drinks fruit juice. After lunch I go to the playground and Ella goes to computer club.

Sara








I like chicken and fish. Fifi likes chips.



11 Talk about your lunches.

I my friend we my friends eat have
drink go start finish

12 ^{2.33} Listen and say who.

					
Jill 	✓	✗	✓	✓	✓
Sam 	✗	✓	✓	✓	✗

13 Talk about Jill and Sam.

Jill loves chicken and tomatoes.

Sam hates tomatoes.



In English
I like pizza.
We like pizza.

En français
J'aime la pizza.
Nous aimons la pizza.

Auf Deutsch
Ich mag Pizza.
Wir mögen Pizza.

Grammar summary → page 79

Reading and Speaking

14    Read and tell a friend about you. Takes notes.

Are you healthy?



- 1 I eat fruit ...
 - for breakfast.
 - for lunch.
 - for tea.
 - for supper.
- 2 I eat vegetables ...
 - for breakfast.
 - for lunch.
 - for tea.
 - for supper.
- 3 I eat fast food ...
 - for breakfast.
 - for lunch.
 - for tea.
 - for supper.
- 4 I eat sweets, cakes and ice cream ...
 - for breakfast.
 - for lunch.
 - for tea.
 - for supper.

15  Talk about your friend.

Léo is healthy.
He eats fruit for lunch
and for supper. He drinks
orange juice for tea.



Listening and Writing

16 Listen and order. Then act out.

a Hello! Can I help you?

b Sorry, no sausages. This is a healthy snack bar.

c Sorry, no pizza.

d We've got salads and sandwiches.

e Sorry, no hamburgers.


f Oh, dear! I love pizza too. What have you got?

g Yes, please. Can I have a hamburger?

h Oh, dear! I love hamburgers. Can I have a pizza?

i Oh, dear! I hate healthy food!

j Oh, good! I love sandwiches. Can I have a sausage sandwich, please?



17 Write about your favourite meal for your **Portfolio**.

On Sundays we have a typical Swiss breakfast.
We all have orange juice.
Then my mum drinks tea and my dad drinks coffee.
We eat muesli with fruit and milk.
I love breakfast on Sundays.

Learn more

18 2.35 Look and match. Then listen, check and repeat.



19 2.36/37 Listen and repeat.

Chicken, chicken,
eggs and cheese.
Some more rice?
Oh, yes, please!

Lots of chicken,
lots of cheese,
and some rice.
Oh, that's nice!



20 2.38/39 Listen and sing.

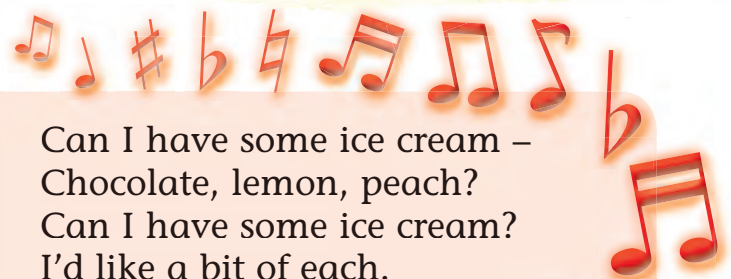
Have you got a pizza
With pepper, ham and cheese?
Have you got a pizza?
Then give it to me, please.

Oh, please, be so nice.
Give me, oh give me a slice
With lots of cheese.
We want some pizza, please.

*Yummy, yummy!
Pizza, ice cream for my tummy.
Yummy, yummy!
Pizza, ice cream for my tummy.*

Can I have some ice cream –
Chocolate, lemon, peach?
Can I have some ice cream?
I'd like a bit of each.

Oh, please, be so sweet.
Give me, oh give me a treat.
Two scoops or three
Of sweet strawberry.



Reading

21   Read and match.



<http://www.kids>

Kids around the world

home

school

games

food

family



I'm Tom. I live in Liverpool, in England. My favourite food is chicken curry. We eat it with rice and salad. We have yogurt sauce with it too. My dad makes great curries. He's from India. He makes a special fish curry too, but I hate it.



I'm Marie. I live in Sierre, in Switzerland. My favourite food is raclette. Raclette is a big cheese. It's made from cow's milk. We eat it hot with potatoes. My family have it for supper when it's cold outside.



I'm Diego. I live in Valencia, in Spain. My favourite food is churros. They're long and thin. We eat them with hot chocolate. I eat churros for breakfast on Sundays. My granny makes them. My family all love churros. They're not very healthy!

22   Read and write the names.

1 ... lives in Spain.

2 ... likes a special cheese.

3 ...'s dad is from India.

4 ... eats her favourite food with potatoes.

5 ... hates fish curry.

6 ...'s granny makes his favourite food.

The food we eat

23   Read and match.

Food groups

Group 1
yogurt
milk
cheese
ice cream



a They have lots of vitamins. They make us healthy.

Group 2
eggs
fish
meat
chicken



b They have lots of calcium. We need them for our bones and our teeth.

Group 3
bread
pasta
potatoes
cake



c These foods help us to grow.

Group 4
orange
tomato
apple
carrot



d These foods give us energy.

24   Discuss and write.

- Make a list of the food you eat today.
- Write the words in food groups.

25 ^{2.40} Look. Then listen and say *healthy* or *not healthy*.



water



cereal



nuts




fizzy drink



biscuits



ham



26 Talk about the food pyramid.

It's healthy to eat a lot of ...

It isn't healthy to eat a lot of ...



Mini project

27 Make a picnic basket.



- Write a list of healthy picnic food and drink.
- Find some of the things on your list.
- Fill the basket.











Revise more

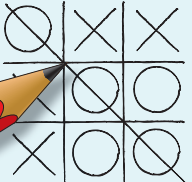
28   Listen and write the name.

← → <http://www.kids>

Name	Jordan		Imogen	
Age	11		10	
House	city		country farm	
Family	two brothers		brother, sister	
Pets	no		dogs, cats	
Favourite food	spaghetti		ice cream	

29  Play the game.

<p>Talk about your favourite food.</p> 	<p>What's in your school bag?</p> 	<p>Describe a friend.</p> 
<p>Describe a pet.</p> 	<p>Describe your bedroom.</p> 	<p>Talk about your school.</p> 
<p>Talk about your family.</p> 	<p>What's your house like?</p> 	<p>Describe your favourite star.</p> 



Project Me!

30 Make a project about you.

ME!

Hi! My name's Sam. I'm eleven. I live in Hemyock. It's a village in Devon. I'm in Year 5 at Hemyock Primary School. I've got brown hair and blue eyes.



This is my house. It isn't very big but it's got a great garden. There are three bedrooms and there's a big living room. My favourite room is my bedroom. Our house is next to a big park.











These are my friends, Joe, Charlie and Alex. They go to my school. Here we're in the park. Joe has got dark hair. Charlie is really funny. Alex is really tall. They're cool!



This is my hamster. His name's Harry. My favourite animals are dogs, but my mum is scared of dogs.



31 Revise and check.

Now I can ...	
	take part in simple dialogues
	introduce myself and other people
	understand and give personal information
	understand and describe where things are
	talk about my school things
	understand and describe where things are
	understand simple instructions
	describe people, places and animals
	talk about the food I like and want

Hello, I'm ...

Where ...?

There are ...

Can I have ...?

This is ...

Who ...?

I've got ...

What ...?

These are ...

I like ...

There's ...

How ...?

→→→ **Portfolio**

Grammar summary

Unit 1

Present simple *to be* – singular

			Short forms	
I	am	fine.	I'm	fine.
You	are		You're	
He	is		He's	
She			She's	
It		It's		

We use short forms in spoken English and in informal written English.



Possessive determiners – singular

I → my	What's your name?	My name's Claudia.
You → your		
He → his	What's his name?	His name's Dan.
She → her	What's her name?	Her name's Sue.
It → its	What's its name?	Its name's Lulu.

his = a male possessor

Tom's dog = his dog

her = a female possessor

Sue's dog = her dog

its = a neuter possessor

the name of the city = its name

This is ...

Singular	this	This is my cat.
-----------------	-------------	------------------------

This is my cat Fifi.



Unit 2

Personal pronouns

I	I'm Claudia.	We always write I with a capital letter.
You	How old are you ?	you = singular and plural
He	He's my brother.	he = a man
She	She's my friend.	she = a woman
It	It's a tortoise.	it = an animal (not a pet), or a thing
We	We're from Switzerland.	
You	You're my friends.	
They	How old are they ?	they = male and female

Present simple *to be* – plural

			Short forms	
We	are	11.	We're	12.
You		my friends.	You're	my sisters.
They		from France.	They're	from Switzerland.

Seven animals.



Plural nouns

Singular	Plural
a dog	dogs
a cat	cats
a hamster	hamsters
a tortoise	tortoises

Add '**s**' to regular nouns to make the plural.




This is ... These are

Singular	this	This is a hamster.
Plural	these	These are hamsters.



Present simple *to be* – negative

				Short forms		
I	am	not	sad. angry. tired.	I'm not		
You	are			You aren't		
He She It	is			He She It	isn't	happy bored. scared.
We You They	are			We You They	aren't	

Present simple *to be* – questions

Questions			Answers					
Am	I	scared of dogs? hungry? hot?	Yes,	I	am.	No,	I	'm not.
Are	you			you	are.		you	aren't.
Is	he she it			he she it	is.		he she it	isn't.
Are	we you they			we you they	are.		we you they	aren't.

Questions with *Who*

Singular	Who's she?	She's my best friend.
Plural	Who are they?	They're my friends.

Use **Who** to ask questions about people.

Possessive determiners – plural

we	→ our	Our teacher is angry.
you	→ your	What are your names?
they	→ their	Their names are Bess and Baron.



Imperatives

Affirmative	Negative
Stand up!	Don't stand up!
Sit here!	Don't sit down!
Be quiet!	Don't be quiet!
Open the window!	Don't open your book!
Close the door!	Don't close the window!

We use imperatives to give **orders** and **instructions**.



Questions

Questions about ...	Question word	Question	Answer
places	where	Where's my pen?	It's on the desk.
things	what	What colour is your pen?	It's blue.
people	who	Who's your best friend?	Nadia.

Prepositions of place

in		My pen is in my bag.	under		His pencil is under the chair.
on		The computer is on the desk.	next to		Lucy is next to Hannah.

There is / are

	Singular		Plural	
Affirmative	There's	a big bed.	There are	two beds.
Negative	There isn't		There aren't	
Questions	Is there	an armchair?	Are there	six chairs?
Short answers	Yes, there is.	No, there isn't.	Yes, there are.	No, there aren't.

Possessive 's

This is Claudia. Fifi is her cat.	Fifi is Claudia's cat.
This is Lucas. This is his dog.	This is Lucas's dog.
They are my friends. Their books are on the desk.	My friends' books are on the desk.

To show possession, we add 's to the name of the possessor. When the possessor is a plural noun ending in -s, we add '.

Adjectives

She's	a	nice	girl.
He's			boy.
They're			books.

Adjectives don't change in English. They go in front of the noun.



The order of the words in front of a noun is important.

	Possessive determiners	Number	Adjective	Colour	Noun
This is	my		new	red	pen.
There are		two	big	blue	armchairs.
There are		three	awful	yellow	sofas.
These are	her		old	green	pens.

have got

Affirmative			Negative			
I've	got	long hair. dark hair. blue eyes. a big nose. an iguana.	I	haven't	got	short hair. fair hair. brown eyes. a small nose. a snake.
You've			You			
He's			He			
She's			She			
It's			It			
We've	haven't		We			
You've			You			
They've			They			

Questions				Short answers		
Have	I you	got	a brother? fair hair? blue eyes? a pet?	Yes, No,	I you	have. haven't.
Has	he she it			Yes, No,	he she it	has. hasn't.
Have	we you they			Yes, No,	we you they	have. haven't.



Articles a / an

Use

a	before a consonant or a sounded 'h'	a butterfly	a foot	a mouth	a shoulder	a tail	a head
an	before a vowel or a silent 'h'	an arm	an eye	an iguana	an orange pen	an umbrella	an hour

Present simple

Affirmative		
I	like	
You	love	
He	likes	pizza. tomatoes. yogurt.
She	loves	
It		
We	like	
You	love	
They		

We use the present simple for habits and routines.



Our dog plays football.

Spelling for 3rd person singular: verb + -s

Verb -s, -ss, ch, o	Verb consonant + -y	Verb vowel + -y	Irregular
+ -es	+ -ies	+ -s	
go – goes do – does watch – watches	study – studies	plays	have – has



He watches TV.

Irregular plural nouns

Singular	Plural	Singular	Plural
bookshelf	bookshel ves	mouse	mice
child	child ren	potato	potato es
fish	fish	tomato	tomato es
foot	feet	tooth	teeth
man	men	woman	wome n



Thanks and Acknowledgements

The authors and publishers would like to thank all the teachers who took part in the piloting of MORE! 7^e for their enthusiasm and for the invaluable feedback they provided.

We would also like to thank the teachers who took part in the developmental focus groups for their help in reviewing the material: Luc Bass, Véronique Buffat, Daniel Bovigny, Stéphane Bovon, Laure Luthi, Claude Meyer, Lauriane Pasquet, Dominique Racine, Frédérique Sansonnens and Sébastien Vassalli.

We would like to thank Chantal Erard for her ideas and guidance during the process of revising the material for the first edition.

We would particularly like to thank Nicolas Ryser (former Coordinateur des moyens d'enseignement romands) and Béatrice Brauchli (Collaboratrice scientifique, Conférence Intercantonale de l'Instruction Publique de la Suisse romande et du Tessin), who have been instrumental in organising the focus groups and in creating a truly enjoyable collaborative environment for the CIIP and Cambridge teams. Their assistance and guidance have been fundamental to the success of this project.

The authors and publishers would like to thank the following for permission to reproduce photographs:

p. 4: Getty Images/David De Lossy; p. 5 (photo 1 & 3): Thinkstock/Comstock Images; p. 5 (photo 2): Shutterstock/AVAVA; p. 5 (photo 4): Thinkstock; p. 5 (photo 5 & 6): Shutterstock/Monkey Business Images; p. 6: Shutterstock/Morgan Lane Photography; p. 7 (Marco): Thinkstock/Jupiterimages; p. 7 (Sophie): Thinkstock/Darrin Klimek; p. 7 (Anna): Thinkstock/Jupiterimages, Brand X Pictures; p. 7 (Joel): Thinkstock; p. 7 (Leo): Fotalia/Fotalia V; p. 7 (Emma): Thinkstock/George Doyle; p. 9 (photo 1–4 & b): Thinkstock; p. 9 (photo a): Shutterstock/Subbotina Anna; p. 9 (photo c): Shutterstock/Karlova Irina; p. 9 (photo d): Shutterstock/John Kershner; p. 9 (BL & BR): Alamy; p. 11 (TL & TR): iStockphoto; p. 11 (TC): Corbis; p. 13 (photo a): © Yvonne de Henseler; p. 13 (photo b): Fotalia/Mihai-Bogdan Lazar; p. 13 (photo c): Shutterstock/Falk Kienas; p. 13 (photo d): Gruyères TO; p. 13 (B) Inset: Gruyères TO; p. 14: © Corbis / SuperStock; p. 15 (CL & C): Thinkstock/ Jupiterimages; p. 15 (CR): Thinkstock/Brand X Pictures; p. 16 (Noah, Chiara, Alessandro, Jana, Laura): Alamy; p. 16 (Jonas): Corbis; p. 18: Shutterstock/naluwan; p. 19 (photo 1, 2, 3 & 4): Alamy; p. 19 (B): Eric Fookes, www.carmey.org; p. 20 (photo 1 & 5): Thinkstock/ Jupiterimages; p. 20 (photo 2): Thinkstock/Comstock Images; p. 20 (photo 3): Shutterstock/Monkey Business Images; p. 20 (photo 4): Thinkstock Images; p. 20 (photo 6): Shutterstock/CREATISTA; p. 20 (photo 7); Shutterstock/kenny1; p. 23 (TL, TR & BL): Thinkstock_/Jupiterimages; p. 23 (TC): Thinkstock/Stockbyte; p. 23 (BR): Thinkstock; p. 23 (BC): Shutterstock/Alexander Raths; p. 25 (photo 1): Sara Jaye/Rex Features; p. 25 (photo 2): © Allstar Picture Library / Alamy; p. 25 (photo 3): © Mark Savage/Corbis; p. 25 (photo 4): Startraks Photo/Rex Features; p. 25 (photo 5): © Frank Trapper/Corbis; p. 25 (photo 6): © John Ewing/Retna Ltd./Corbis; p. 29: Shutterstock/Mandy Godbehear; p. 31 (TL & TC): Thinkstock; p. 31 (TR): Shutterstock/BaileyOne; p. 31 (BR): Alamy; p. 32 (painting 1): The Scream, 1893 (oil, tempera & pastel on cardboard), Munch, Edvard (1863–1944) / Nasjonalgalleriet, Oslo, Norway / © DACS / The Bridgeman Art Library; p. 32 (painting 2): My Second Sermon (w/c), Millais, Sir John Everett (1829–96) / Victoria & Albert Museum, London, UK / The Bridgeman Art Library; p. 32 (painting 3): Weeping Woman, 1937 (oil on canvas), Picasso, Pablo (1881–1973) / National Gallery of Victoria, Melbourne, Australia / The Bridgeman Art Library; p. 32 (painting 4): Bathers at Asnières, 1884 (oil on canvas), Seurat, Georges Pierre (1859–91) / National Gallery, London, UK / The Bridgeman Art Library; p. 32 (painting 5): © Colección Carmen Thyssen-Bornemisza en depósito en el Museo Thyssen-Bornemisza; p. 32 (painting 6): Peasant Wedding (Bauernhochzeit), 1568 (panel), Bruegel, Pieter the Elder (c.1525–69) / Kunsthistorisches Museum, Vienna, Austria / The Bridgeman Art Library; p. 33 (BL): Thinkstock; p. 33 (BC): Thinkstock/Jupiterimages; p. 33 (BR): Shutterstock/Arieliona; p. 37 (BL): Corbis; p. 37 (BR): Alamy; p. 43 (TL): © Yvonne de Henseler; p. 43 (BL): Alamy; p. 43 (R): iStockphoto/Scott Dunlap; p. 47 (BL & BR): © Yvonne de Henseler; p. 48 (photo 2, 3 & 6): iStockphoto; p. 48 (photo 5): Corbis; p. 48 (B): Angela Hampton/Alamy; p. 51 (photo 1): Shutterstock/Dhoxax; p. 51 (photo 2): Thinkstock; p. 51 (photo 3): © Yvonne de Henseler; p. 51 (Lucas): Shutterstock/Stuart Cobue; p. 51 (Josh): Shutterstock/Oleg Golovnev; p. 51 (Greta): Shutterstock/Monkey Business Images; p. 52: © Yvonne de Henseler; p. 53 (pen): © Unclesam – Fotolia.com; p. 53 (pencil): Thinkstock; p. 53 (eraser): Shutterstock/Jiri Hera; p. 53 (pencil case): Shutterstock/robot; p. 53 (rucksack): Shutterstock/Antonov Roman; p. 53 (glue): Shutterstock/Kotema p. 53 (book): Shutterstock/Pshenichka; p. 53 (sharpener): Shutterstock/Gelpi; p. 57 (photo 1, 2 & 4): iStockphoto; p. 57 (photo 3): Alamy; p. 60 (photo 1 & 4): Alamy; p. 60 (photo 2): Shutterstock/Cynthia Kidwell; p. 60 (photo 3): Shutterstock/EcoPrint; p. 60 (photo 5 & 8): iStockphoto; p. 60 (photo 6): Shutterstock/L. S. Luecke; p. 60 (photo 7): Shutterstock/paytai; p. 61: Alamy; p. 63 (L): Rex Features; p. 63 (C): BDG/Rex Features; p. 63 (R): Action Plus Images/imago sportfotodienst; p. 65 (L & C): Alamy; p. 65 (R): iStockphoto; p. 67 (L): Shutterstock/Michael C. Gray; p. 67 (CL): Shutterstock/Brett Mulcahy; p. 67 (C): Shutterstock/Richard M Lee; p. 67 (CR): Shutterstock/Helen Bird; p. 67 (R): Thinkstock; p. 68 (vegetables): Corbis; p. 68 (classroom): Alamy; p. 70 (photo a & b): Thinkstock; p. 70 (photo c): Shutterstock/Olinchuk; p. 70 (photo d): Shutterstock/tacar; p. 70 (photo e): © Bon Appetit / Alamy; p. 70 (photo f): Shutterstock/Martin Turzak; p. 70 (photo g): Shutterstock/KJBevan; p. 71 (photo 1): iStockphoto/© Brian Opyd; p. 71 (photo 2): Thinkstock; p. 71 (photo 3): Fresh Food Images/Foodfolio; p. 71 (Tom): Shutterstock/Monkey Business Images; p. 71 (Marie): iStockphoto; p. 71 (Diego): Thinkstock; p. 72 (Group 1): Thinkstock; p. 72 (Group 2): Shutterstock/Morgan Lane Photography; p. 72 (Group 3): Shutterstock/Dusan Zidar; p. 72 (Group 4): Shutterstock/Kiselev Andrey Valerevich; p. 73 (water): Shutterstock/Ilya Akinshin; p. 73 (muesli): Thinkstock; p. 73 (nuts): Shutterstock/dionisvera; p. 73 (fizzy drink): Shutterstock/Evgeny Karandaev; p. 73 (ham): Shutterstock/Sundebo; p. 73 (biscuits): Shutterstock/Nikola Bilic; p. 73 (picnic): © amana images inc. / Alamy; p. 78 (L): Shutterstock/Brad Sauter; p. 78 (R): Shutterstock/Monkey Business Images; p. 79 (photo 1): Shutterstock/Pakhnyushcha; p. 79 (photo 2): Shutterstock/photobar; p. 79 (photo 3): Thinkstock; p. 79 (photo 4): Fotalia/salmagundi; p. 80 (clock): Shutterstock/Jeffrey Collingwood; p. 82 (L): Shutterstock/Ana del Castillo; p. 82 (R): Thinkstock/© Getty Images; p. 83 (TV): Shutterstock/Phase4Photography; p. 83 (fruit): Shutterstock/Valentyn Volkov.

Commissioned photographs by David Tolley Ltd for p. 24, 34, 44, 54, 64.

We are unable to trace the copyright holders of the following photographs and would appreciate any information which will enable us to do so: p. 46, 48 (photo 1 & 4), 68 (fruit, hot-dog, hamburger, ice-cream & jelly beans)

The authors and publishers are grateful to the following illustrators:

Roberto Battestini; Barbara Bonci; Moreno Chiacchiera; Giovanni Da Re; Russ Daff p. 17; Pietro Dichiarà; Nigel Dobbyn (Beehive Illustration) pp. 13, 17, 22, 26, 39, 49, 50, 73; Michele Farella; Daniela Geremia (Beehive Illustration) pp. 22, 36, 42, 62; Sergio Giantomassi; James Hart (Sylvie Poggio Artists Agency) pp. 8, 25, 35, 45, 46, 60, 65, 66; Kevin Hopgood (Beehive Illustration) p. 69; Ken Vail Graphic Design pp. 6, 49, 53; Pierluigi Longo; Piet Luthi; Asia Nicitto; Giovanni Rolandi; Francesca Scarponi; Lucilla Stellato.

The authors and publishers would like to thank the following for permission to reproduce songs:

p. 60, *The Hokey Cokey*, Words and Music by James B Kennedy © Copyright 1942 Kennedy Music Company Limited. All rights administered by Campbell Connelly & Co. Limited. All Rights Reserved. International Copyright Secured. Reproduced by Permission of Campbell Connelly & Co. Limited.

The publishers would like to thank Sue Parminter for her creativity and inspired ideas in creating this edition and Yvonne de Henseler for her invaluable expertise and support throughout.

While every effort has been made, it has not always been possible to identify the sources of all the material used, or to trace all copyright holders. If any omissions are brought to our notice, we will be happy to include the appropriate acknowledgements on reprinting.