

Herbert Puchta & Jeff Stranks
G. Gerngross C. Holzmann P. Lewis-Jones
Sue Parminter with Yvonne de Henseler

MORE!



Workbook

2^e cycle

Starting off with MORE!	page 2
UNIT 1 Hello!	page 4
UNIT 2 My world	page 10
UNIT 3 My friends	page 16
UNIT 4 At school	page 22
UNIT 5 At home	page 28
UNIT 6 Who's that?	page 34
UNIT 7 What's for lunch?	page 40
Cut-out 1 Starting off with MORE!	page 47
Cut-out 2 SB Unit 2	page 49
Cut-out 3 SB Unit 4	page 51
Cut-out 4 SB Unit 6	page 53



CAMBRIDGE
UNIVERSITY PRESS




CONFÉRENCE INTERCANTONALE
DE L'INSTRUCTION PUBLIQUE DE
LA SUISSE ROMANDE ET DU TESSIN

Starting off with MORE!


1 ¹⁰² Match and write. Then listen and check.

computer football guitar hamburger music pizza
~~sandwich~~ telephone television tennis


International words

1 


.....
sandwich

2 


.....

3 


.....

4 


.....

5 


.....

6 


.....

7 


.....

8 

.....

9 

.....

10 

.....





2 ¹⁰³ Read and match. Then listen and check.

- | | |
|--|---|
| <p><input checked="" type="checkbox"/> 1 I don't</p> <p><input type="checkbox"/> 2 Can you say</p> <p><input type="checkbox"/> 3 Can you help</p> <p><input type="checkbox"/> 4 Can I go</p> <p><input type="checkbox"/> 5 Can I have</p> <p><input type="checkbox"/> 6 How do you</p> | <p>a me, please?</p> <p>b a pen?</p> <p>c understand.</p> <p>d say <i>livre</i> in English?</p> <p>e to the loo?</p> <p>f that again?</p> |
|--|---|

3

1.04

Listen and number.



4

Tick (✓) the English words.

Hello! Londres Goodbye!
 Thank you. Adios. Canada
 Angleterre Les Etats-Unis mamma
 Monday New York Hund
 one blau

Student's Book
page 4

1 Read and complete.

Bye Cool Good ~~Hi~~ I'm you



Hello.

How are ².....?

³..... fine. And you?

Great!

⁴.....!

⁵..... bye.

⁶.....



¹Hi.....

2 ¹⁰⁵ Listen, check and practise.

Student's Book
page 5


3 Match and write.

¹ My name's David.

².....

³.....

⁴.....




Language

Student's Book
Page 6





4 Circle the words and write.



dog



5 Complete. Colour the letters that are different. 

	English	Français	Deutsch
1 	c a t	c h a t	K a t z e
2 	□ □ □ □	p o i s s o n	F i s c h
3 	□ □ □ □ □	s o u r i s	M a u s
4 	□ □ □ □ □ □ □	h a m s t e r	H a m s t e r

Language

Student's Book
page 7

6 Complete the table.

I	am	fine.	I' ¹ m	great.
You	are		You' ²	
He She It	is		He' ³	



7 Rewrite with the short forms.

- I am fine. I'm fine.
- What is your name?
- His name is Toby.
- She is my pet cat.
- You are great!
- It is cool!


8 Read and complete.



Hi! I'm Gloria.



.....'s great!



.....'s my pet cat.



.....'s my friend, Mark.



Hi! How are

Language



Student's Book
Page 7

9 Complete the table.

Personal pronoun	I	you	he	she	it
Possessive determiner	1 <i>my</i>	2	3	4	5

10 Circle the correct word.

- Hi! What's **you / your** name?
- I / My** name's George.
- Hello! How are **you / your** ?
- I / My** am fine, thanks.
- This is my cat.
She / Her name's Fifi.
- This is my dog.
He / His name's Patch.

Hello, I'm Gordon.

Hi, I'm Freddy.



11 Read and complete.

My ~~Her~~ His your my

Hi! What's ² name ?

³ name's Nicole.



This is my friend. ¹ *Her* name's Laura.



This is ⁴ pet dog. ⁵ name's Médor.




Reading and Listening

12 ●●● Read and order the pictures.

Bad dog, Floss!

Hi! My name's Kate.
This is my pet dog.
Her name's Floss.



It's the morning.

How are you, Emma?

I'm very hungry!



It's the evening in
Kate's house.

You're a bad
dog, Floss!



Emma is angry.

Oh, no! That's
my hamburger!

Thank you!



Poor Emma!

No, Floss. This
is my sandwich.



It's picnic time.

Hello, Emma.
How are you?

Hi, Kate.
I'm fine.



This is the park.

13 ^{1.06} Listen and check. Then listen and read.

14 ●●● Read again and write the words.



s a n d w i c h

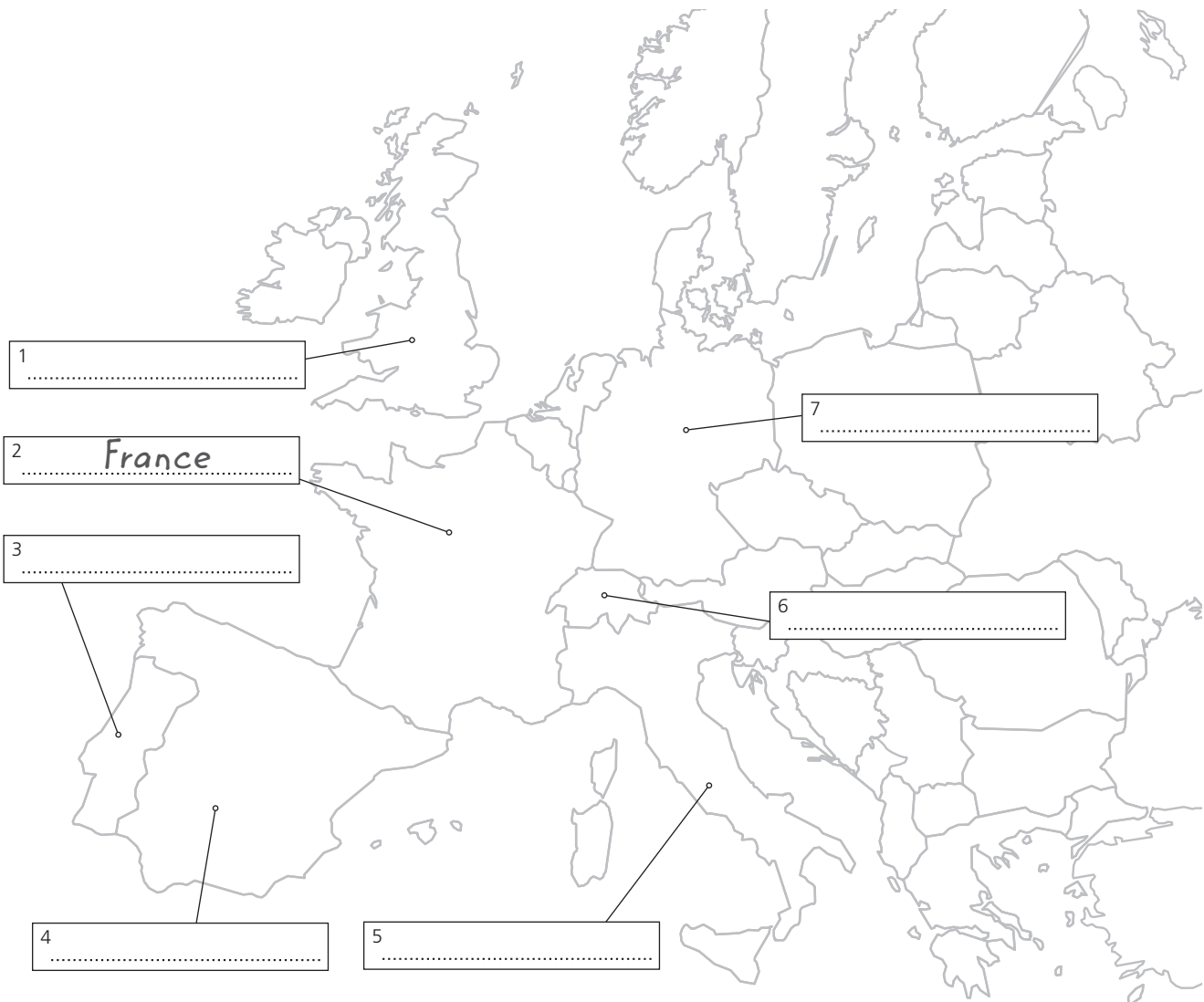


Look up the new words.

15 Circle the countries.



16 Write the countries.



Student's Book
page 14

1 Read and complete. Yes friends Hello I'm old she's they 11

Chris ¹ Hello ! I'm Chris.

Claire Hi! I'm Claire. How ²
are you?


Chris I'm ³

Claire Oh! ⁴ 10.
Are they your ⁵

Chris ⁶ They're James
and Vicky.

Claire How old are ⁷



Chris He's 11 and ⁸ 10.



2 ¹⁰⁷ Listen, check and practise.

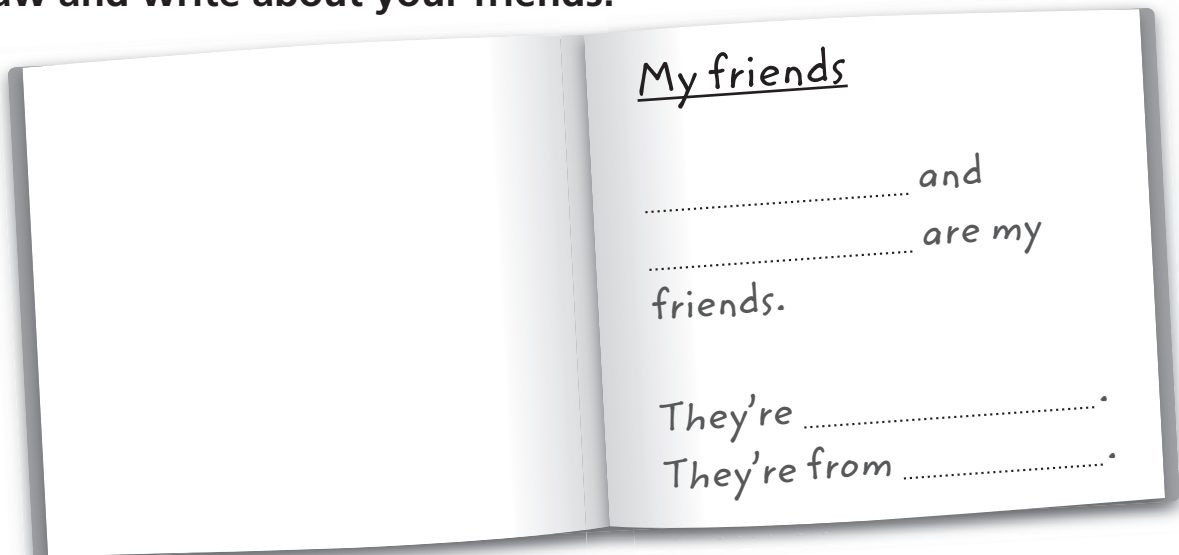
Student's Book
page 15

3 Read and write the names.



→ Poppy and Polly are my pets. Polly is a hamster and Poppy is a rabbit. Lara and Harry are my friends.

4 Draw and write about your friends.



Language

Student's Book
page 16

5 Complete the numbers.

1

o n e

2

tw _

3

thr _ _

4

f _ _ r

5

f _ v _

6

s _ x

7

s _ v _ n

8

_ _ ght

9

n _ n _

10

t _ n

11

_ l _ v _ n

12

tw _ lv _

13

th _ rt _ _ n

14

f _ _ rt _ _ n

15

f _ ft _ _ n

16

s _ xt _ _ n

17

s _ v _ nt _ _ n

18

_ _ ght _ _ n

19

n _ n _ t _ _ n

20

tw _ nt _

6 Write the missing numbers.

1 2 4 6 8 10 12

eight

2 20 16 _ 8 4

.....

3 3 6 9 12 _ 18

.....

4 19 _ 15 13 11

.....

5 2 3 5 8 12 _

.....

6 19 15 _ 7 3

.....

Language

Student's Book
page 17

7 Complete the table.

1 I	am	eleven.	I' ⁹ m	eleven.
2	are		You' ¹⁰	
3	is		He' ¹¹	
4			She' ¹²	
5			It' ¹³	
6	are	friends.	friends.	
7		We' ¹⁴		
8		You' ¹⁵		
			They' ¹⁶	



8 Rewrite with the full forms.


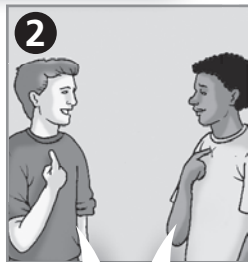
- They're great. *They are great.*
- He's twelve.
- We're from Switzerland.
- They're in Year 7.
- You're my friends.
- She's eleven.

9 Read and complete.

How *are* *you* ?

..... in
Year 7.

..... from London.



..... friends.

..... my car.

Reading and Listening


13 ●●● Read and correct the sentences.

- 1 Alice is from Switzerland.
Alice is from England.
- 2 Alice and her family are from York.
.....
- 3 She's fourteen.
.....
- 4 She's in Year 7.
.....
- 5 Her favourite animals are hamsters.
.....
- 6 Her best friend is Thomas.
.....

14 ●●● Read and write the answers.

- 1 What's his name?
His name's Jan.
- 2 Where are Jan and Nina from?
.....
- 3 What's the capital of Switzerland?
.....
- 4 How old is he?
.....
- 5 What year is he in?
.....
- 6 What are his favourite animals?
.....

15 ^{1.08} ? Listen and check.

 Look up the new words.



This is my sister. Her name's Alice. We're from London. It's the capital of England. Alice is twelve years old. She's in Year 8. Her favourite animals are dogs. Her best friend's name is Amy.

Thomas

Brothers and sisters



This is my brother. His name's Jan. We're from Bern. It's the capital of Switzerland. Jan is nine years old. He's in Year 5. His favourite animals are cats. His favourite sport is tennis.

Nina

Check your progress



16 What can you do now? Colour the bubbles red, yellow or green.



I can ask and answer about names.



I can understand names, ages and numbers.



I can spell my name.



I can talk about my family and my friends.



I can say *hello* and *goodbye*.



I can ask and answer about pets.



I can understand the teacher's instructions.



I can understand the important words in a song.



I can name some animals.



I can ask and answer about ages.



I can count from 1 - 20.



I can understand questions about myself and my pet.



Student's Book
page 24

1 Read and complete.

~~Are~~ His I'm is Nice their this they Who You



Hi, Amy. ¹ Are these your pets?



Yes, ² are.



What are ³ names?



This ⁴ Spike, and ⁵ is Bo.



Hello, Spike. ⁶ 're a nice dog.



⁷ scared of dogs.



⁸ 's your friend?



⁹ name's Oliver.



Hello, Oliver. I'm Sam's neighbour. My name's Amy.



¹⁰ to meet you, Amy.

2 ¹⁰⁹ Listen, check and practise.

Student's Book
page 25

3 Read and match.

1 Who's your new neighbour?

2 Who are you?

3 Who are Paul and Simon?

4 Who's your favourite star?

5 Who are your best friends?

6 Who's Anna?

a Mark and Laura.

b They're my brothers.

c She's my sister.

d I'm Christina.


e Justin Bieber.

f Mrs Jones. She's very nice.


Language

Student's Book
page 26

4 Circle the words and write.



happy



happy cold thirsty tired hot angry scared hungry bored



Student's Book
page 30

5 Complete. Then (✓) tick the words that are similar to the days in English.

English

Monday
 _____ day
 _____ day
 _____ day
 _____ day
 _____ day
 _____ day

français

lundi
 mardi
 mercredi
 jeudi
 vendredi
 samedi
 dimanche

Deutsch

Montag
 Dienstag
 Mittwoch
 Donnerstag
 Freitag
 Samstag
 Sonntag

Language

Student's Book
page 27

6 Complete the table.

I	am	not	happy. cold. hungry.	I'm not	hot. sad. bored.
You	are			You ¹ aren't	
He / She / It	is			He / She ²	
We	are			It ³	
You				We ⁴	
They				You ⁵	
		They ⁶			



7 Complete about you.

- I happy today.
- My teacher angry with me.
- My mum scared of dogs.
- My friends cold.
- My mum and dad tired in the mornings.
- My friend and I hungry and thirsty.

8 Write sentences.

1
dog

2
Mehmet

3
Amy and Tim

4
Sophie

5
We

6
Paula

- happy X / hungry ✓** *The dog isn't happy. It's hungry.*
- cold X / hot ✓**
- thirsty X / tired ✓**
- tired X / bored ✓**
- sad X / scared ✓**
- angry X / sad ✓**



Language

Student's Book
page 27

9 Complete the table.



1 <i>Are</i> you happy?	Yes, I ²	No, I'm not.
3 she sad?	Yes, she is.	No, she ⁴
5 you tired?	Yes, we ⁶	No, we aren't.
Are ⁷ scared?	Yes, they are.	No, they ⁸

10 Read and complete.



1 *Are* you angry?
No, I *'m not*



2 this your
dog?
Yes, it



3 Steve
twelve?
No, he



4 they hungry?
Yes, they



5 Jenny from
Switzerland?
No, she



6 we late?
Yes, you

11 Complete with *your*, *our* or *their*.



We're Oscar and Jonny.
These are dogs.



They're Alice and Mel.
And she's mum.



Is this cat?
He's great!

Reading and Listening

12 ●●● Read and match. Then write Holly's words.

Chocolate! Oh, no! ~~I'm hungry.~~ Great! I'm still hungry.
 Yum, yum! A hamburger, please. This hamburger is bad.

Holly's bad day

1

I'm hungry.

Holly is very hungry.

3

But she isn't happy.

5

She's in a supermarket.

7

She's very hungry.

2

Now she's in a café.

4

Holly is still hungry. Now she's angry, too.

6

Now Holly is happy.

8

Holly isn't hungry now. She's sick!

13 ¹¹⁰ Listen and check. Then listen and read.




Look up the new words.

14 Look, read and match. Then colour.


~~child~~ man woman girl boy children



This is a child.
It's hungry.



.....
.....



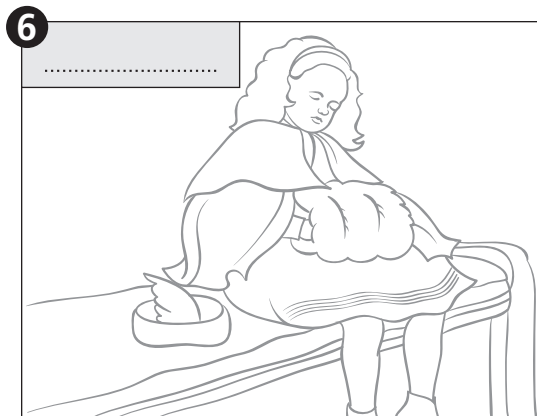
.....
.....



.....
.....



.....
.....



.....
.....

15 Write about the pictures.

Student's Book
page 35

1 Look, read and match.

- | | |
|---|-------------------------|
| <input checked="" type="checkbox"/> 1 The rabbit is | a next to the computer. |
| <input type="checkbox"/> 2 The hamsters are | b in the bag. |
| <input type="checkbox"/> 3 The dog is | c on the floor. |
| <input type="checkbox"/> 4 The cat is | d under the window. |
| <input type="checkbox"/> 5 The mouse is | e under the chair. |
| <input type="checkbox"/> 6 The fish are | f next to the desk. |



2 ¹¹¹ Listen and check.

3 Look, read and complete.

- | | | |
|---------------------------|----------------------------|---------------|
| 1 Where's the rabbit? | <u>It's in</u> | the bag. |
| 2 Where are the hamsters? | <u>They're under</u> | the chair. |
| 3 the dog? | | the desk. |
| 4 the mouse? | | the window. |
| 5 the fish? | | the floor. |
| 6 the cat? | | the computer. |

4 ¹¹² Listen and check.

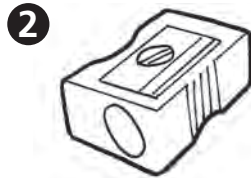
Language

Student's Book
page 36

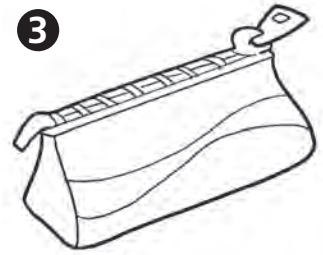
5 Complete the words.



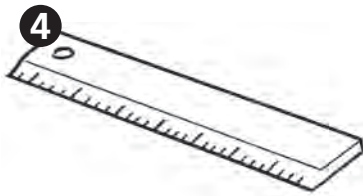
n o t e b o o k




_ e _ _ i _
_ _ a _ _ e _ e _



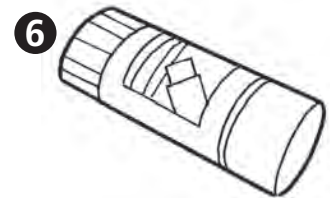
_ e _ _ i _
_ a _ e



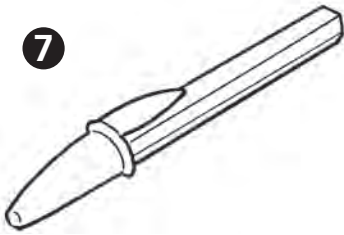
_ u _ e _



_ _ i _ _ o _ _



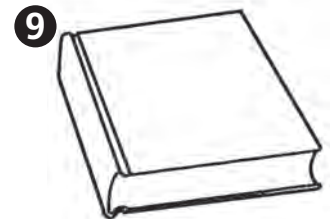
_ _ _ u e
_ _ _ i _ _



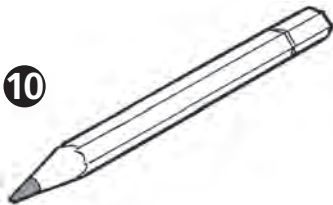
_ e _



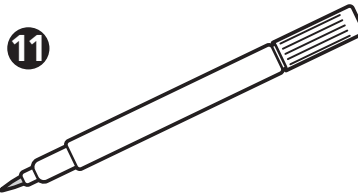
_ e _ _ i _



_ o o _



c _ l o _ _ e _
_ e _ _ _ l



_ _ l _ _ i p _ _ n



_ u _ _ e _

Student's Book
page 40

6 Read and colour.

Colour the pencil sharpener blue.

Colour the pen and the notebook red.

Colour the rubber green and yellow.

Colour the pencil case black and pink.

Colour the pencil grey and blue.

Colour the ruler yellow.

Colour the book orange and white.

Colour the glue stick pink and purple.

Colour the scissors and the coloured pencil brown.

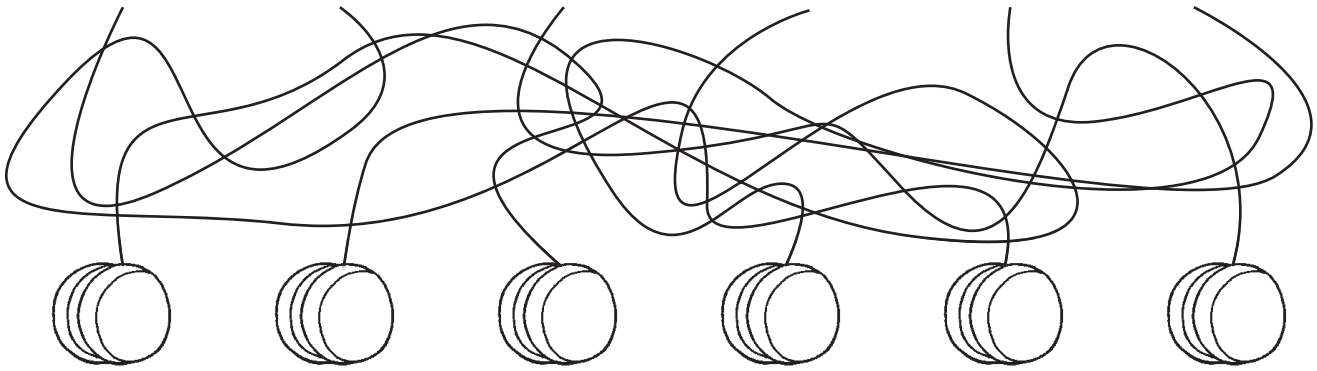
Colour the felt tip pen blue.

Language

Students Book
page 40

7 Match, colour and write.

rot blau grün grau braun weiss



1 2 3 red 4 5 6

Students Book
page 37

8 Read, match and write.

Pick it up! Be quiet! Don't laugh! Open your planners.
Stand up! Look at me. Don't put it down. ~~Sit down!~~



Sit down!



Language

Student's Book
page 37

9 Complete the table.

Questions	Answers
1 <i>Where</i> 's my pen?	It's on the table.
2 's your name?	My name's Laura.
3 's your best friend?	David.
4 's your favourite day?	Saturday.
5 are you from?	I'm from Bern.
6 's in your bag?	My computer.
7 are they?	They're my friends.



10 Write the questions. Use short forms.

- my is pencil where red *Where's my red pencil?*
- is teacher who favourite your ?
- favourite what is day your ?
- you who next to is ?
- your is bag what in ?
- book where English is your ?

11 Write your answers.

- Where's your school?
- What's your favourite day?
- Who's your English teacher?
- What colour is your pencil case?
- Who's next to you in class?
- Where's your school bag?
- What's in your pencil case?

Reading and Listening

12 Look and read. Then match.


http://www.bedrooms

Hi!

This is a picture of my new bedroom. It isn't very big. There's a bed, a desk and a chair. There are two windows. The floor is blue. On my desk there's a computer, and there's a photo of my dog. His name's Prince. He's big and brown. There are six posters in my room. There are animals on all the posters. They're great!

See you soon!

Daniel



- | | |
|--|--------------------------------------|
| <input checked="" type="checkbox"/> 1 In Daniel's room | a on his desk. |
| <input type="checkbox"/> 2 Daniel's room | b there's a bed, a desk and a chair. |
| <input type="checkbox"/> 3 There are two windows | c there's a photo of his dog. |
| <input type="checkbox"/> 4 There's a computer | d isn't very big. |
| <input type="checkbox"/> 5 Next to the computer | e there are animals. |
| <input type="checkbox"/> 6 The dog's name | f next to the window. |
| <input type="checkbox"/> 7 There are six posters | g is Prince. |
| <input type="checkbox"/> 8 On the posters | h in his room. |

13 Listen and check.



Look up the new words.

Check your progress



14 What can you do now? Colour the bubbles red, yellow or green.



I can ask
and say who people
are.



I can
understand how
people feel.



I can say how
people feel.



I can ask
and say where
things are.



I can say
the days of the
week.



I can name
the things in my
classroom.



I can describe
my friends.



I can
say what colours
things are.



I can
understand and
sing songs.



I can
understand classroom
instructions.



I can
understand a
story.



I can
understand
descriptions of where
things are.



Student's Book
page 45

1 Circle the words and write.



u	n	f	r	i	e	n	d	l	y
n	e	g	b	r	h	o	n	v	k
a	w	f	u	l	q	b	i	g	u
f	u	m	o	x	a	r	c	o	d
s	m	a	l	l	c	j	e	o	l
i	o	r	d	p	w	b	a	d	z
t	a	e	r	e	s	i	s	y	u



2 Look at the pictures and write answers.

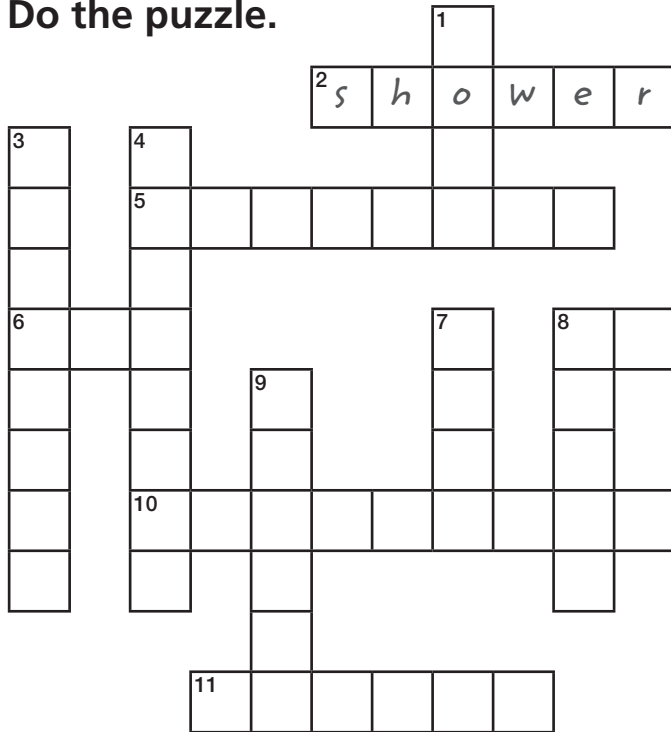
- 1 Is the computer old? No, it isn't. It's new.
- 2 Is the TV small?
- 3 Is the house new?
- 4 Is she a bad student?
- 5 Is it a nice day?
- 6 Is the dog good?
- 7 Is the sandwich awful?
- 8 Is the dog big?
- 9 Is the cat friendly?
- 10 Is he unfriendly?

3 ¹¹⁴ Listen and check.


Language

Student's Book
page 46

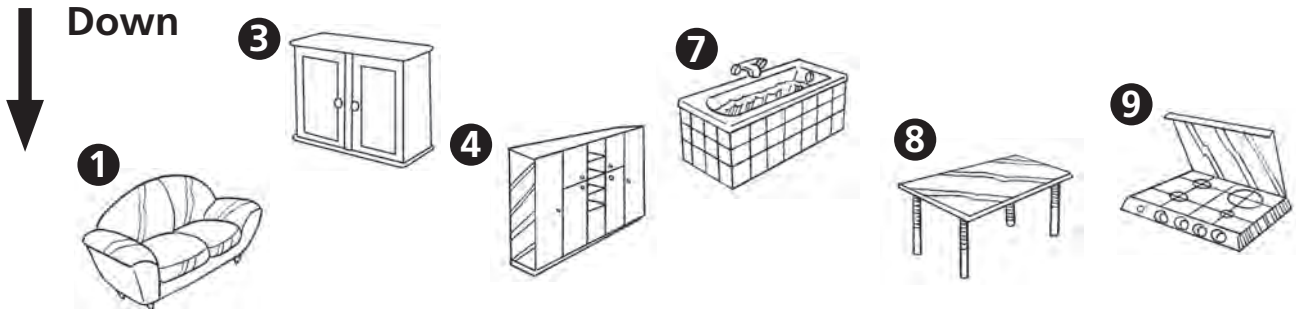
4 Do the puzzle.



Across →




Down ↓



Student's Book
page 50

5 Write the words.



Language

Student's Book
page 50

6 Complete the table.

Singular		Plural	
There ¹ 's a dog in my bedroom.		There ⁶ two cats in the garage.	
² isn't a bed in the kitchen.		There ⁷ three chairs in my room.	
³ Is there a TV in the kitchen?		Are ⁸ posters in the hall?	
Yes, there ⁴	No, there ⁵	Yes, there ⁹	No, there ¹⁰



7 Complete the questions and write your answers.

- 1 *Is there* a TV in your bedroom?
- 2 a computer in your classroom?
- 3 bookshelves in your living room?
- 4 a hall in your house?
- 5 a lot of desks in your classroom?
- 6 two beds in your bedroom?
- 7 a wardrobe in your kitchen?
- 8 books in your school bag?

8 Write about your house.

In the living room

.....

In my bedroom

.....

In the kitchen

.....

Language



Student's Book page 47

9 Follow the lines and write.

1 Luca 2 Jess 3 Tim 4 Emma 5 Oliver 6 Chloe

- 1 *It's Oliver's desk.* 4
- 2 5
- 3 6

10 Read and tick (✓).

	possessive 's	short form of <i>is</i>
1 My friend's from London.	<input type="checkbox"/>	<input checked="" type="checkbox"/>
2 Peter's new house is small.	<input checked="" type="checkbox"/>	<input type="checkbox"/>
3 His book's at home.	<input type="checkbox"/>	<input type="checkbox"/>
4 Where are Nadia's books?	<input type="checkbox"/>	<input type="checkbox"/>
5 My mum's name is Sue.	<input type="checkbox"/>	<input type="checkbox"/>
6 What's your favourite animal?	<input type="checkbox"/>	<input type="checkbox"/>

Reading and Listening

Joe's snake


11 Look, read and order.



- | | |
|--|--|
| <input type="checkbox"/> 'Help! There's a snake in my house!' Joe's very scared. | <input type="checkbox"/> There's a police car. Joe's happy now. |
| <input type="checkbox"/> Where's the phone? Joe's in the living room again. | <input type="checkbox"/> Joe's in the kitchen. Oh, no! There's a snake on the floor. |
| <input checked="" type="checkbox"/> 1 Joe's at home in the living room. There's a pirate film on TV. | <input type="checkbox"/> There are two police officers. Where's the snake? |
| <input type="checkbox"/> 'Here's the snake,' says the police officer. 'Thank you,' says Joe. | <input type="checkbox"/> The snake's in Joe's house. Joe's in the garden. |

12 ¹¹⁵ Listen and check. Then listen and read.

13 Read again and write the words.

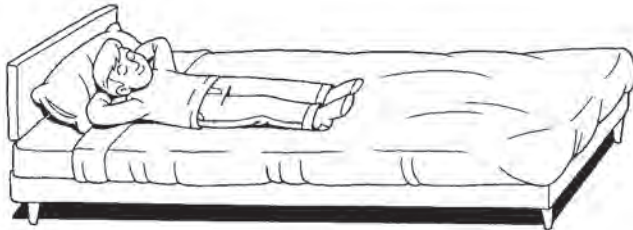




g a r d e n



Look up the new words.

14 Read and measure. Then write.



You

Your friend

1 How long is your bed?	<input type="text"/>	<input type="text"/>
2 How wide is your bed?	<input type="text"/>	<input type="text"/>
3 How high is your bedroom?	<input type="text"/>	<input type="text"/>
4 How wide is your bedroom window?	<input type="text"/>	<input type="text"/>
5 How tall is your mum?	<input type="text"/>	<input type="text"/>
6 How high is your bedroom door?	<input type="text"/>	<input type="text"/>
7 How wide is your wardrobe?	<input type="text"/>	<input type="text"/>
8 How long is your ruler?	<input type="text"/>	<input type="text"/>
9 How wide is your TV?	<input type="text"/>	<input type="text"/>
10 How high is your school bag?	<input type="text"/>	<input type="text"/>


15 Ask and answer the questions. Write your friend's answers.

How long is your bed?

It's ... long.

Student's Book
page 54

1 Look and complete.

There's a new  ¹girl..... in my class.



Oh! Where's she from?

She's from  ²

How old is she?

She's  ³

What's she like?

She's got long  ⁴ and brown  ⁵

2 ^{1.16} Listen, check and practise.

Student's Book
page 55

3 Read and order.

Dialogue 1

- How old is he?
- He's got dark hair and green eyes.
- 1 Have you got a brother?
- He's eleven.
- What's he like?
- Yes, I have.

Dialogue 2

- What's its name?
- He's black, of course!
- What colour is he?
- Yes, we have. We've got a dog.
- Blackie! What's he like?
- He's very big and he's friendly.
- 1 Have you got a pet?
- Blackie.

4 ^{1.17} Listen, check and practise.

Language

Student's Book
page 56

5 Circle the words and write.

hair arm leg hand mouth the eye nose head foot fingers shoulder ear



6 Read and circle the body words. Then write the body words that are similar in French and German.

Deutsch

hair

I've got brown hair and blue eyes. I've got a long nose, a small mouth and big ears. My arms and legs are long. I've got big feet and hands and long fingers too.

français

Language

Student's Book page 57

7 Complete the table.

	Affirmative	Negative	
I	1 've got	haven't got	long hair. short hair. blue eyes. a big nose.
You	2	6	
He / She / It	3	7	
We	've got	8	
You	4	9	
They	5	10	



8 Write sentences.



she dark hair

She's got dark hair.



they a new car



he a small computer



we big feet



you my pen in your bag



I short hair

9 Write about you.



1 I / dog

2 My mum / short hair

3 We / big house

4 My dad / blue eyes

5 My friends / pets

6 I / big feet

.....

.....

.....

.....

.....

.....

Language

Student's Book
page 57

10 Order the words and write questions.


- 1 cat got a have you black *Have you got a black cat?*
- 2 computer got she has a
- 3 eyes he brown got has
- 4 they dark got hair have
- 5 house your garage a got has
- 6 dad has nose got big a your

11 Write your answers.

- 1 Have you got long hair?
- 2 Have you got short hair?
- 3 Have you got blue eyes?
- 4 Have you got a sister?
- 5 Have you got a pet?
- 6 Have you got a brother?
- 7 Have you got a big bedroom?
- 8 Have you got a computer?

12 Read and complete.

- 1 He hasn't got a computer.
- 2 They've got unfriendly neighbour.
- 3 There's armchair in my room.
- 4 I haven't got pet.
- 5 Have you got ice cream?
- 6 Look! It's iguana.
- 7 Has your dog got long tail?
- 8 She's got orange pencil case.



Reading and Listening

13

1.18



Read and listen. Then write the names.

Sports Champions



Zoe Smith is a weightlifter. She's got long dark hair and brown eyes. She isn't very tall, but she's very strong. She's from London, England. People call her 'Britain's strongest schoolgirl'.



Usain Bolt is a runner. He's from Jamaica. He's got short black hair and brown eyes. He's got strong legs and he's very, very fast. He's very tall, too. He's got lots of Olympic gold medals.

Thomas Lüthi is a motorbike racer. He's from Switzerland. He's got short, light brown hair and brown eyes. He's quite tall and he's quite strong, and he's very fast – on a motorbike.



Mireia Belmonte is a swimmer. She's from Spain. She's got long brown hair and green eyes. She's tall and she's very fit. She's got wide shoulders. Her favourite style is butterfly.



1 Thomas is from Switzerland.

2 has got short black hair.

3 has got green eyes.

4 isn't very tall.

5 is from Spain.

6 is very strong.

7 is very tall.

8 has got short brown hair.



Look up the new words.

Check your progress



14 What can you do now? Colour the bubbles red, yellow or green.



I can describe things.



I can understand descriptions of rooms and houses.



I can describe my room.



I can ask and say what's in a room.



I can understand facts about a zoo.



I can understand descriptions of people.



I can ask about and describe people and animals.



I can describe people.



I can say the parts of the body.



I can understand a play script.



I can ask and answer questions about what things are like.



I can understand and sing songs.



Student's Book
page 65

1 Order the letters and write.

n
a
a



b
n
a

a
d
h
i



w
n
s

u
y
r



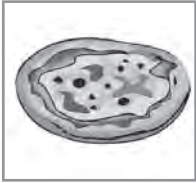
g
t
o

1 banana

2

3

a
i



z
p
z

a
o
t



o
t
m

g
b
a
e



r
h
m
u
r

4

5

6

2 Write food and drink words that come from other languages.

couscous
sushi
hot dog

3 Match and write.



1 She likes yogurt.

4 She likes

2 They like

5 He likes

3 They like

6 She likes

Language

Student's Book
page 66

4 Circle the words and write.

1



i c e c r e a m

3



5



7



8



9



2



4



6



10



d	i	g	a	c	h	i	c	k	e	n
r	c	h	t	h	u	f	n	b	t	o
e	e	c	f	u	f	m	i	l	k	h
a	c	h	i	p	s	t	v	o	i	t
n	r	u	s	a	b	k	e	u	r	s
k	e	t	h	j	s	e	g	g	s	a
r	a	b	x	u	t	g	u	o	m	u
s	m	b	o	h	a	p	p	l	e	s
w	s	r	a	o	r	p	i	l	n	a
c	u	e	e	s	b	r	a	j	d	g
o	r	a	n	g	e	j	u	i	c	e
r	h	d	i	a	f	g	l	o	f	s

5 Read and complete.

1 His favourite food is hamburgers.

2 He loves

3 He likes and

4 He hates !



6 Complete about you.

1 My favourite food is

2 I love

3 I like and

4 I hate

Language

Student's Book
page 67

7 Complete the table.

I	1 <u>like</u>	chocolate.
You	2	
He / She / It	3	
We	4	
You	5	
They	6	



8 Circle the correct word.

- My cat **hate / hates** fish.
- My mum and dad **eat / eats** salad every day.
- I **love / loves** chocolate ice cream.
- My brother and sister **like / likes** pizza.
- My dad **drink / drinks** coffee for breakfast.
- I **have / has** sandwiches for lunch at school.



9 Read and complete.

- I hate chicken sandwiches. **hate**
- My friend Nathan ice cream. **like**
- My brother and I fish. **love**
- We lunch at school. **have**
- My mum tea for breakfast. **drink**
- My dad to a restaurant for lunch. **go**

Language

Student's Book
page 67

10



Read and complete.

go go play
play wash wash



1



My cat plays football.

2

We the car on Sunday morning.



3



We to the cinema on Fridays.

4

I computer games in the evening.



5



My dad to work at 7 in the morning.

6

My sister the dog on Saturdays.



11



Complete about you.



1 I for breakfast.

2 I hamburgers.

3 I for lunch.


4 I milk.

5 We for supper.

6 I at the weekend.

Reading and Listening

12 ^{1.19} Read, listen and match.



British kids and food



Megan

I live near the sea and we eat a lot of fish. I like fish, but not traditional English 'fish and chips', I like fish with rice and vegetables. My favourite food is Chinese food. I like going to Chinese restaurants with my family.

I like bananas, too. And I love ice cream. Ice cream with chocolate sauce is delicious. But it isn't very healthy!



Henry

My favourite food is fish and chips. It's delicious. My mum makes fish and chips at home on Friday night. I like going to the fish and chip shop with my friends on Saturdays too.

I also love spaghetti. In my town there's a great pizza restaurant and they make great spaghetti, too. Yum!



Bethany

I love fast food – hamburgers, pizza and pasta – but I like other things, too. I love fruit for breakfast. I have a banana with my cereal and I drink orange juice every day. I like salads too.

My favourite restaurant is a hamburger restaurant near my house. I love going there for lunch on Saturdays or Sundays. I have a hamburger and a big salad. And I have fruit salad for pudding.

13 Read again and write *true* or *false*.

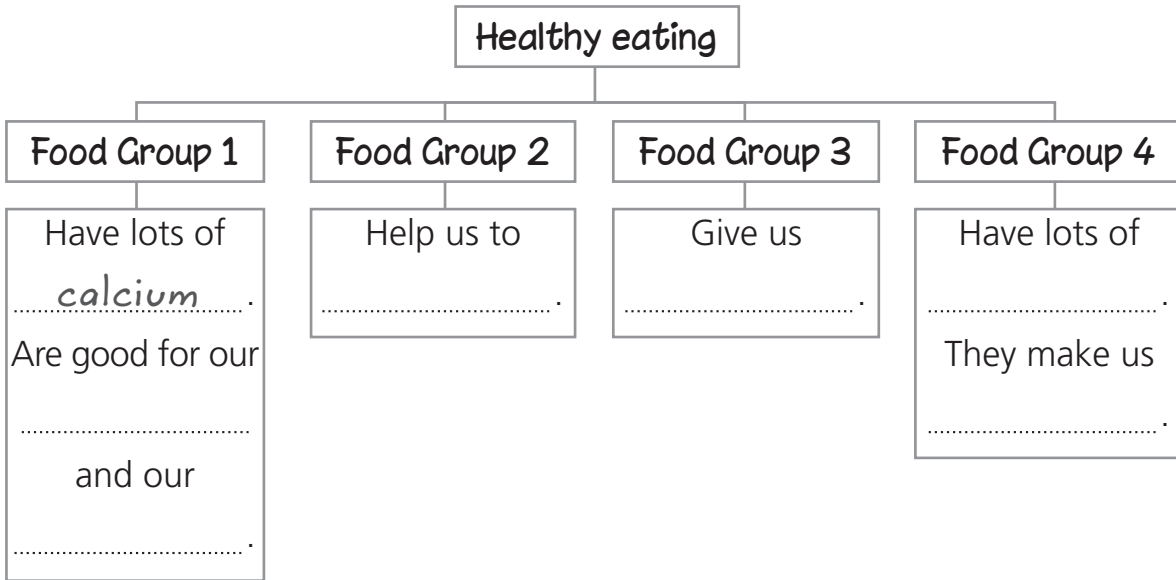
- 1 Henry's mum makes fish and chips on Fridays. *true*
- 2 Megan loves fish and chips.
- 3 Bethany eats bananas for breakfast.
- 4 Henry hates Italian food.
- 5 Bethany loves hamburgers.
- 6 Megan hates chocolate.



Look up the new words.

14 Read and complete.

bones ~~calcium~~ energy grow healthy teeth vitamins



15 Complete the food groups.

apple ~~cheese~~ bread cake carrot eggs
fish ice cream meat milk spaghetti tomato

Group 1

cheese
.....
.....

Group 2

.....
.....
.....

Group 3

.....
.....
.....

Group 4

.....
.....
.....

Check your progress



16 What can you do now? Colour the bubbles red, yellow or green.



I can understand simple expressions.



I can understand short stories with pictures.



I can understand names, numbers and personal information.



I can greet people and introduce myself simply.



I can understand simple classroom instructions.



I can order food and drink.



I can use simple functional phrases and say how I feel.



I can write simple sentences giving basic personal information.



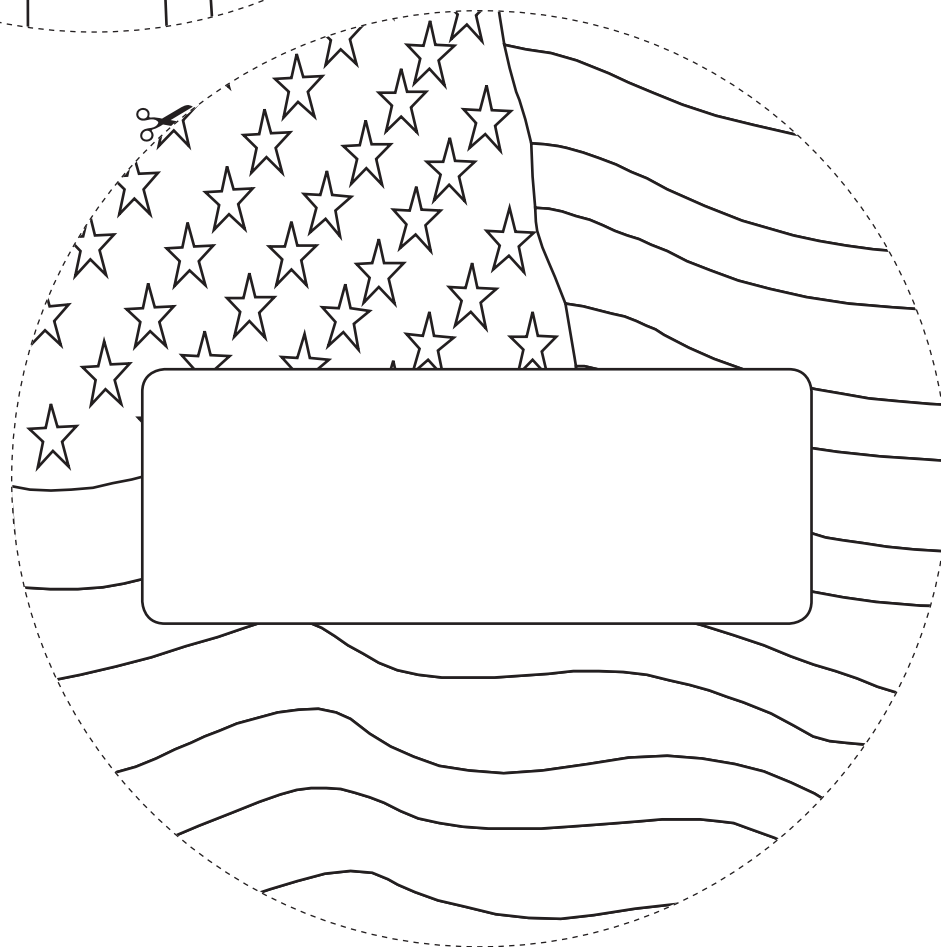
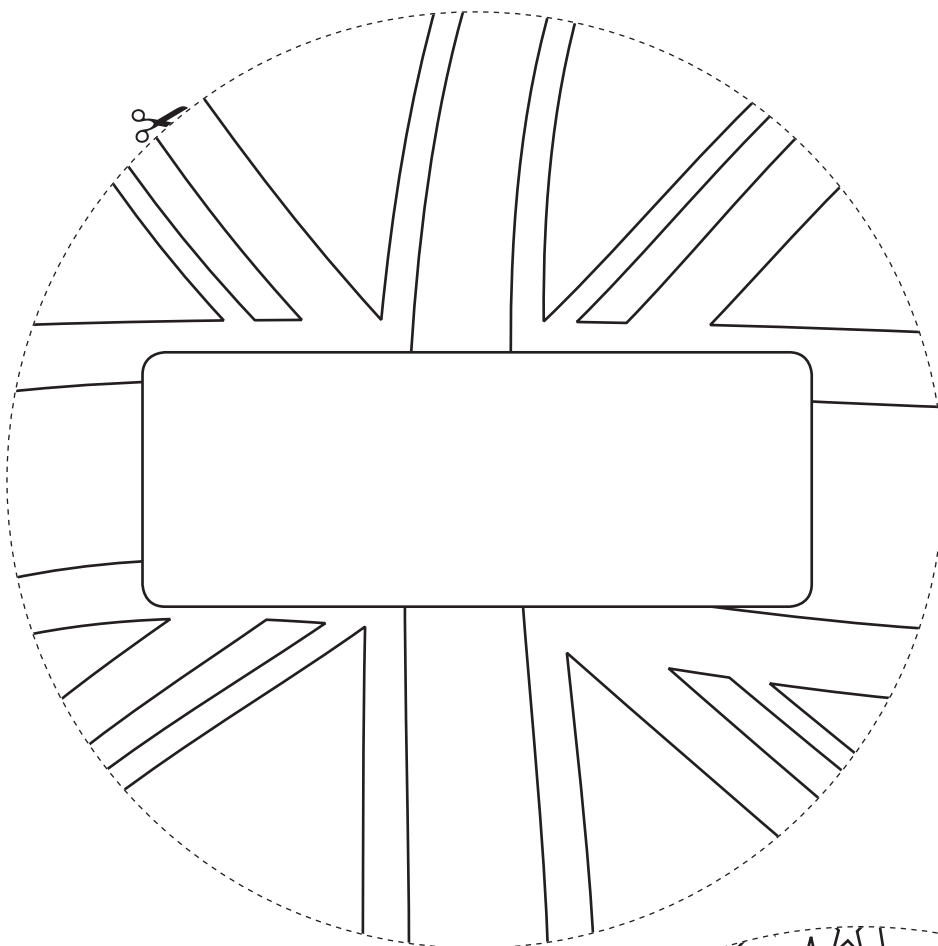
I can give basic information about myself, my school, my class, my family, my body and colours.





I can write lots of words to label animals, people, objects and my house.




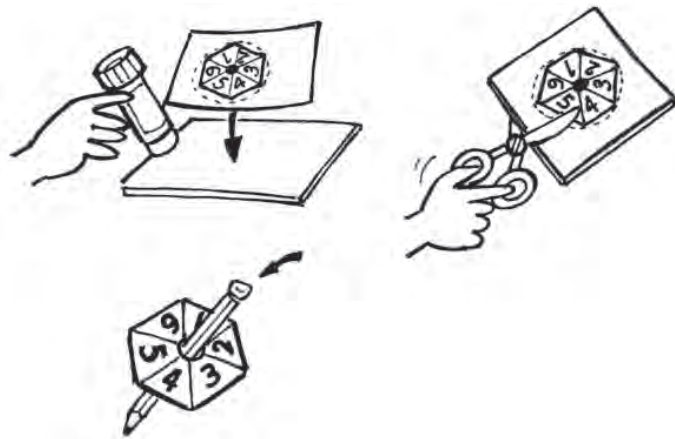
Name badges






Make a spinner

- 1 Colour the spinner.
- 2 Glue it onto some card.
- 3 Cut it out.
- 4 Make a hole in the middle.
- 5 Put a pencil in the hole.



Make a counter

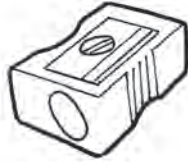

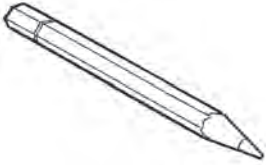

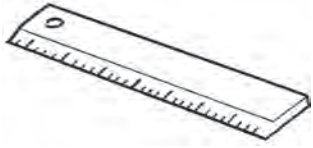




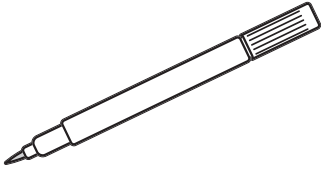

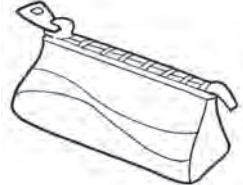
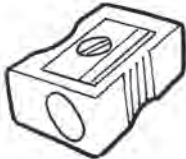
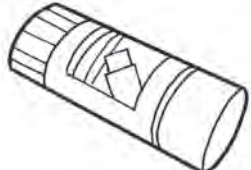
Choose, colour and cut out your counter.



→→→ **SB page 22**



Read, colour and cut out.

 			
a blue notebook	a green felt tip pen	a yellow pencil sharpener	a pink pencil case
			
an orange pencil	a grey computer	a purple book	a brown ruler
			
a red and white bag	a blue pen	a red notebook	a yellow glue stick
			
a white ruler	a pink pencil	a blue book	a red pen
			
a purple felt tip pen	a grey and blue bag	a black computer	a green and yellow pencil case
			
an orange rubber	a grey pencil sharpener	a yellow rubber	a red glue stick



Complete the questions and cut out.



Is there a
.....
in your classroom?

Have you got a
.....?

Are there
.....
in your bag?

Where is your
.....?

What colour is your
.....?

Is there
.....
in your living room?

How old is your
.....?

Is there a
.....
in your bedroom?

Have you got an
.....?

Has your best friend got a
.....?

Is there a
.....
on your desk?

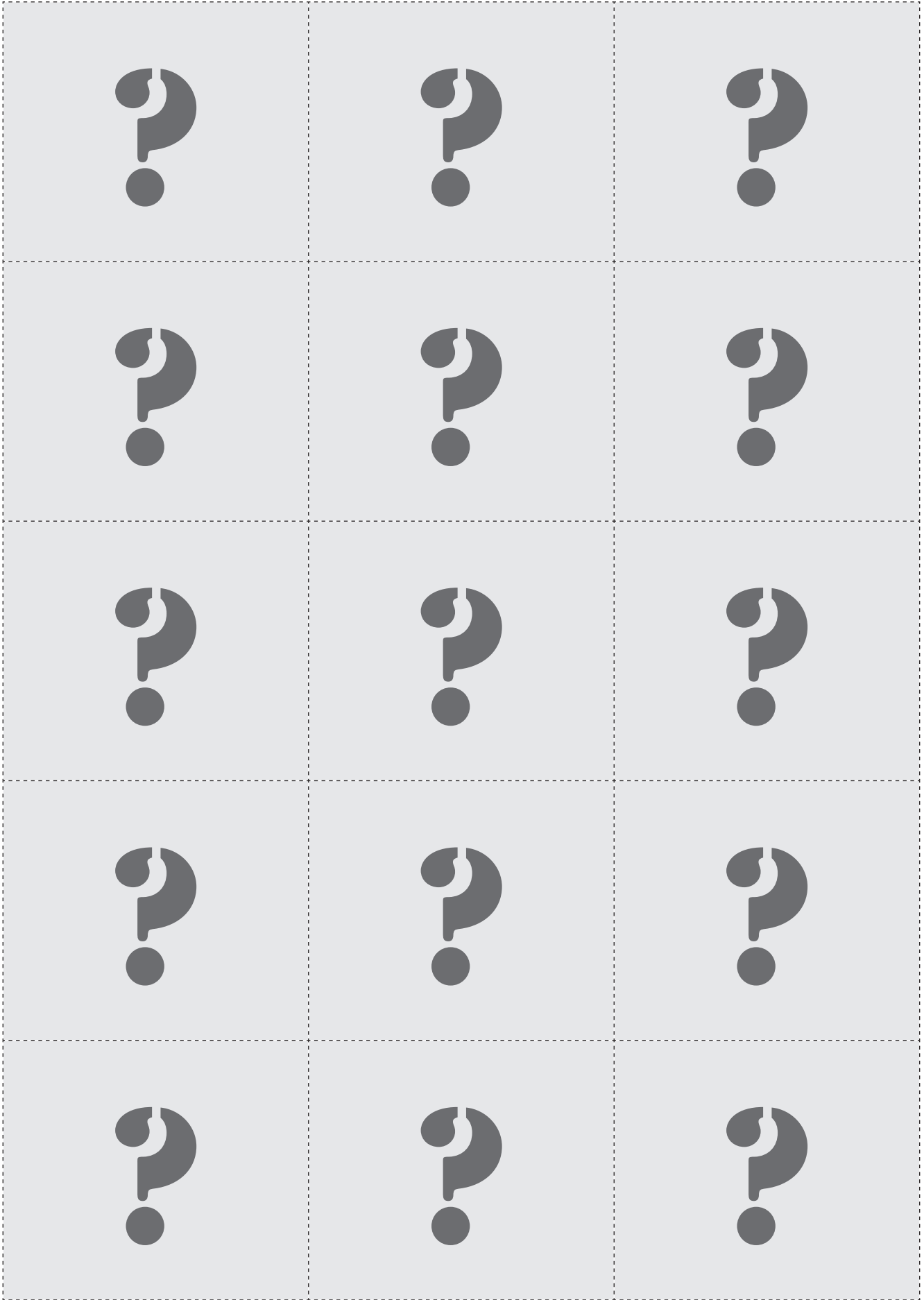
Where are your
.....?

Is there a
.....
in your house?

Has
.....
got
.....?

Has your teacher got a
.....?





Thanks and Acknowledgements

The authors and publishers would like to thank all the teachers who took part in the piloting of *MORE! 7^e* for their enthusiasm and for the invaluable feedback they provided.

We would also like to thank the teachers who took part in the developmental focus groups for their help in reviewing the material: Luc Bass, Véronique Buffat, Daniel Bovigny, Stéphane Bovon, Laure Luthi, Claude Meyer, Lauriane Pasquet, Dominique Racine, Frédérique Sansonnens and Sébastien Vassalli.

We would like to thank Chantal Erard for her ideas and guidance during the process of revising the material for the first edition.

We would particularly like to thank Nicolas Ryser (former Coordinateur des moyens d'enseignement romands) and Béatrice Brauchli (Collaboratrice scientifique, Conférence Intercantonale de l'Instruction Publique de la Suisse romande et du Tessin), who have been instrumental in organising the focus groups and in creating a truly enjoyable collaborative environment for the CIIP and Cambridge teams. Their assistance and guidance have been fundamental to the success of this project.

The authors and publishers acknowledge the following sources of copyright material and are grateful for the permissions granted. While every effort has been made, it has not always been possible to identify the sources of all the material used, or to trace all copyright holders. If any omissions are brought to our notice, we will be happy to include the appropriate acknowledgements on reprinting.

p. 14 (Jan): Alamy; p. 12 (Bern): © F1online digitale Bildagentur GmbH / Alamy; p. 38 (BR): Action Images/REUTERS/Fredrik Sandberg/Scanpix; p. 38 (CR): Action Images/REUTERS/Benoit Tessier; p. 38 (BL): Action Images/REUTERS/Max Rossi; p. 38 (CL): AFP/Getty Images; p. 44 (Megan): Thinkstock/ Jupiterimages, Brand X Pictures; p. 44 (Bethany): Thinkstock; p. 44 (Henry): Alamy; p. 50 (T): Thinkstock/ Jupiterimages; p. 50 (B): Shutterstock/Monkey Business Images.

The authors and publishers are grateful to the following illustrators and contributors:

Roberto Battestini; Kathy Baxendale pp. 21; David Benham (Graham-Cameron Illustration) pp. 2, 24, 33; Moreno Chiacchiera (Beehive Illustration) pp. 17, 18, 32; Russ Daff pp. 15; Giovanni Da Re; Nigel Dobbyn (Beehive Illustration) pp. 8, 26, 27, 29, 42; Michele Farella; James Hart (Sylvie Poggio Artists Agency) pp. 2, 8, 15, 20, 39, 45; Chantal Kees pp. 3, 6, 12, 32, 38, 51; Ken Vail Graphic Design pp. 19, 21; Piet Luthi; Asia Nicitto; Giovanni Rolandi; Lucilla Stellato, Ned Woodman pp. 3.

The publishers would like to thank Sue Parminter for her creativity and inspired ideas in creating this edition and Yvonne de Henseler for her invaluable expertise and support throughout.

Audio CD tracks

Workbook

Starting off with MORE!

1.02 page 2 Exercise 1

1.03 page 2 Exercise 2

1.04 page 3 Exercise 3

Unit 1

1.05 page 4 Exercise 2

1.06 page 8 Exercise 13 *Bad dog, Floss!*

Unit 2

1.07 page 10 Exercise 2

1.08 page 14 Exercise 15 *Brothers and sisters*

Unit 3

1.09 page 16 Exercise 2

1.10 page 20 Exercise 13 *Holly's bad day*

Unit 4

1.11 page 22 Exercise 2

1.12 page 22 Exercise 4

1.13 page 26 Exercise 13 *Bedrooms*

Unit 5

1.14 page 28 Exercise 3

1.15 page 32 Exercise 12 *Joe's snake*

Unit 6

1.16 page 34 Exercise 2

1.17 page 34 Exercise 4

1.18 page 38 Exercise 13 *Sports champions*

Unit 7

1.19 page 44 Exercise 12 *British kids and food*

Student's Book

Note: the Student's Book tracks have a different number on the Workbook CD.

Unit 1

1.20 page 4 Exercise 1 *Dialogue*

1.21 page 7 Exercise 9 *This is my pet*

1.22 page 10 Exercise 18 *Alphabet*

1.23 page 10 Exercise 19 *Song: Alphabet Stars*

Unit 2

1.24 page 14 Exercise 1 *Dialogue*

1.25 page 20 Exercise 21 *A baby, a ball ...*

1.26 page 20 Exercise 22 *Song: Ten in the Bed*

1.27 page 21 Exercise 23 *The wide-mouthed frog*

Unit 3

1.28 page 24 Exercise 1 *Dialogue*

1.29 page 27 Exercise 11 *This isn't my cat ...*

1.30 page 30 Exercise 19 *Monday, Tuesday, Wednesday ...*

1.31 page 30 Exercise 20 *Song: If you're happy and you know it ...*

Unit 4

1.32 page 34 Exercise 1 *Dialogue*

1.33 page 40 Exercise 19 *Pat is a black bat ...*

1.34 page 40 Exercise 20 *Song: Where is my pencil?*

1.35 page 41 Exercise 21 *Sunday morning*

Unit 5

1.36 page 44 Exercise 1 *Dialogue*

1.37 page 50 Exercise 21 *There's a hamster under the table ...*

1.38 page 50 Exercise 22 *Song: The Witch's Haunted House*

Unit 6

1.39 page 54 Exercise 1 *Dialogue*

1.40 page 57 Exercise 9 *I've got a mouse ...*

1.41 page 60 Exercise 18 *Helga hippo's hungry ...*

1.42 page 60 Exercise 19 *Song: The Hokey Cokey*

1.43 page 61 Exercise 20 *The Lake District Monster*

Unit 7

1.44 page 64 Exercise 1 *Dialogue*

1.45 page 70 Exercise 19 *Chicken, chicken ...*

1.46 page 70 Exercise 20 *Song: A Slice of Pizza*